



FUJII ELECTRIC

**SPLIT TYPE
ROOM AIR CONDITIONER
CEILING WALL type**

SERVICE MANUAL

Models	Indoor unit	Outdoor unit
	RJW-14HB	ROW-14HB
	RJW-18CB	ROW-18CB
	RJW-18HB	ROW-18HB
	RJW-24CB	ROW-24CB
	RJW-24HB	ROW-24HB
	RJW-30CB	ROW-30CB
	RJW-30HB	ROW-30HB

C O N T E N T S

SPECIFICATIONS	1
OUTLINE AND DIMENSIONS	2
REFRIGERANT SYSTEM DIAGRAM	4
CIRCUIT DIAGRAM	7
INDOOR PRINTED CIRCUIT BOARD CIRCUIT DIAGRAM	12
P.C. BOARD LAYOUTS	15
ERROR CONTENTS	17
DISASSEMBLY ILLUSTRATION	18
PARTS LIST	42



Большая библиотека технической документации

<https://splitsystema48.ru/instrukcii-po-ekspluatacii-kondicionerov.html>

каталоги, инструкции, сервисные мануалы, схемы.

S P E C I F I C A T I O N S

TYPE		COOL & HEAT	COOL	COOL & HEAT	COOL	COOL & HEAT	COOL	COOL & HEAT
INDOOR UNIT		RJW-14HB	RJW-18CB	RJW-18HB	RJW-24CB	RJW-24HB	RJW-30CB	RJW-30HB
OUTDOOR UNIT		ROW-14HB	ROW-18CB	ROW-18HB	ROW-24CB	ROW-24HB	ROW-30CB	ROW-30HB
COOLING CAPACITY	(kW)	4.20 - 4.30	5.30 - 5.40	5.30 - 5.40	6.80 - 6.90	6.80 - 6.90	8.05 - 8.20	7.80 - 8.00
HEATING CAPACITY		4.80 - 4.90	—	5.50 - 5.60	—	7.70 - 7.80	—	8.55 - 8.80

ELECTRICAL DATA

POWER SOURCE	(V)	220 - 240							
FREQUENCY	(Hz)	50							
RUNNING CURRENT	(A)	COOLING	7.2 - 7.2	8.4 - 8.0	8.8 - 8.5	12.2 - 11.3	11.9 - 11.1	13.8 - 13.7	13.7 - 13.5
		HEATING	7.3 - 7.3	—	7.8 - 7.7	—	12.1 - 11.4	—	14.5 - 14.4
INPUT WATTS	(kW)	COOLING	1.54 - 1.63	1.84 - 1.89	1.89 - 1.98	2.61 - 2.65	2.60 - 2.65	2.96 - 3.08	2.93 - 3.05
		HEATING	1.51 - 1.63	—	1.70 - 1.80	—	2.64 - 2.72	—	3.13 - 3.25
E.E.R.	(kW/kW)	COOLING	2.73 - 2.64	2.88 - 2.86	2.80 - 2.73	2.61 - 2.60	2.62 - 2.60	2.72 - 2.66	2.66 - 2.62
		HEATING	3.18 - 3.01	—	3.24 - 3.11	—	2.92 - 2.87	—	2.73 - 2.71
MOISTURE REMOVAL	(ℓ/hr)	1.8	2.0		2.5		3.5		
AIR CIRCULATION-Hi	(m³/hr)	580	760		900		950		

COMPRESSOR

TYPE	Hermetic type, Deposit electrode condenser, 2 poles, Single phase, Induction motor						
CODE		QJ282PC24A	2JS318D5BA02	PH33VTTT	NH44VNBT		NH52VNHT
REFRIGERANT	R-22 (g)	1,300	1,400	1,900	1,850	2,200	2,300 2,450

FAN MOTOR

POWER SOURCE	(V)	220 - 240						
INDOOR UNIT	TYPE	MFD-30HO						
	HI-SPEED (r.p.m.)	930	1,150		1,300		1,380	
	MED-SPEED (r.p.m.)	860	1,030		1,160		1,280	
	LO-SPEED (r.p.m.)	800	930		1,020		1,180	
OUTDOOR UNIT	TYPE	MFB-14VTT	MFB-247FBT	MFB-252TAT	MFB-247FBT	MFB-252TAT	MFB-30DFT	
	(r.p.m.)	750	735				730	

DIMENSIONS

INDOOR UNIT	H x W x D	270 x 1,150 x 285					
OUTDOOR UNIT	(mm)	530 x 750 x 250	643 x 840 x 336			900 x 900 x 350	

WEIGHT

INDOOR UNIT	GROSS / NET	20 / 16						
OUTDOOR UNIT	(kg)	39 / 37	67 / 59	76 / 68	73 / 65	77 / 69	91 / 79	92 / 80

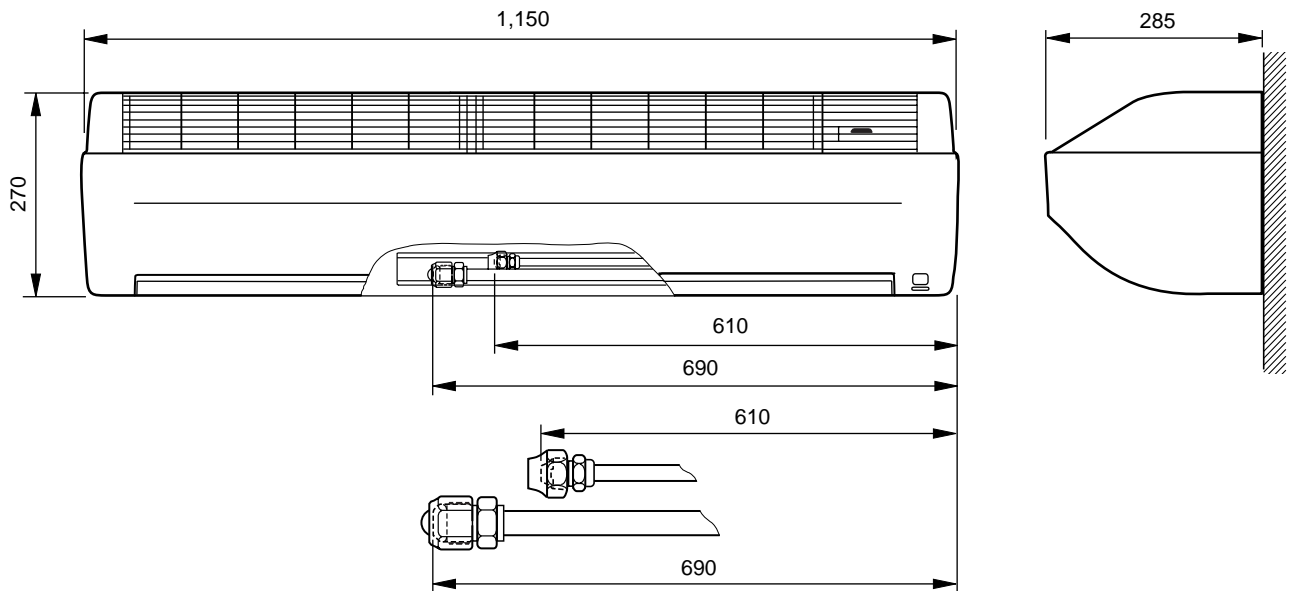
REFRIGERANT CHARGE

MODELS	PIPE LENGTH	5 m	7.5 m	10 m	15 m	20 m	25 m	30 m	Additional refrigerant
		(16 ft)	(25 ft)	(33 ft)	(49 ft)	(66 ft)	(82 ft)	(98 ft)	
FULL CHARGE AMOUNT	RJW-14HB	1,300 g (45.8 oz)	1,350 g (47.6 oz)	1,400 g (49.4 oz)	1,500 g (52.9 oz)	—			20 g (0.71 oz)/1 m (3.3 ft) (over 5 m)
	RJW-18CB	1,400 g (49.4 oz)		1,450 g (51.1 oz)	1,550 g (54.7 oz)	1,650 g (58.2 oz)	—		20 g (0.71 oz)/1 m (3.3 ft) (over 7.5 m)
	RJW-18HB	1,900 g (67.0 oz)		2,000 g (70.5 oz)	2,200 g (77.6 oz)	2,400 g (84.7 oz)	—		40 g (1.41 oz)/1 m (3.3 ft) (over 7.5 m)
	RJW-24CB	1,850 g (65.3 oz)		1,900 g (67.0 oz)	2,000 g (70.5 oz)	2,100 g (74.1 oz)	—		20 g (0.71 oz)/1 m (3.3 ft) (over 7.5 m)
	RJW-24HB	2,200 g (77.6 oz)		2,300 g (81.1 oz)	2,500 g (88.2 oz)	2,700 g (95.2 oz)	—		40 g (1.41 oz)/1 m (3.3 ft) (over 7.5 m)
	RJW-30CB	2,300 g (81.1 oz)		2,350 g (82.9 oz)	2,450 g (86.4 oz)	2,550 g (89.9 oz)	2,650 g (93.5 oz)	2,750 g (97.0 oz)	20 g (0.71 oz)/1 m (3.3 ft) (over 7.5 m)
	RJW-30HB	2,450 g (86.4 oz)		2,550 g (89.9 oz)	2,750 g (97.0 oz)	2,950 g (104.1 oz)	3,150 g (111.1 oz)	—	40 g (1.41 oz)/1 m (3.3 ft) (over 7.5 m)

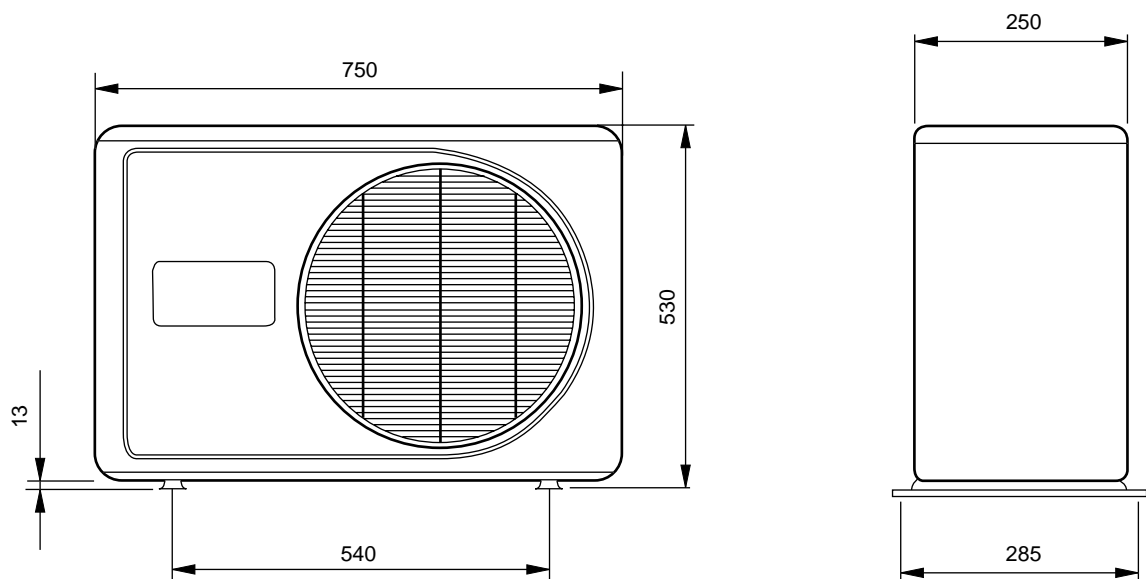
OUTLINE AND DIMENSIONS

Models : RJW-14HB, RJW-18CB
RJW-18HB, RJW-24CB
RJW-24HB, RJW-30CB
RJW-30HB

Unit : mm

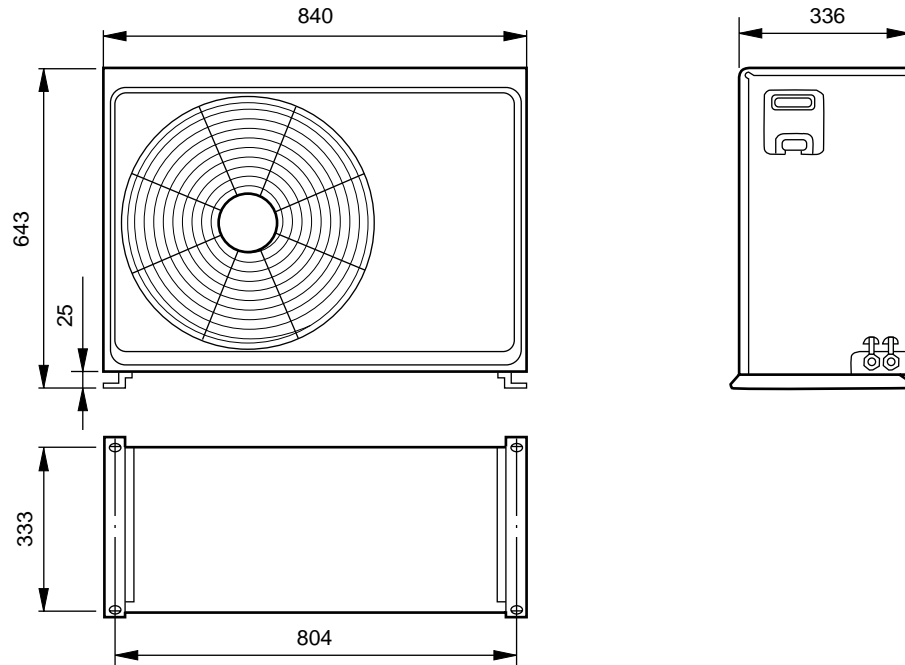


Model : ROW-14HB

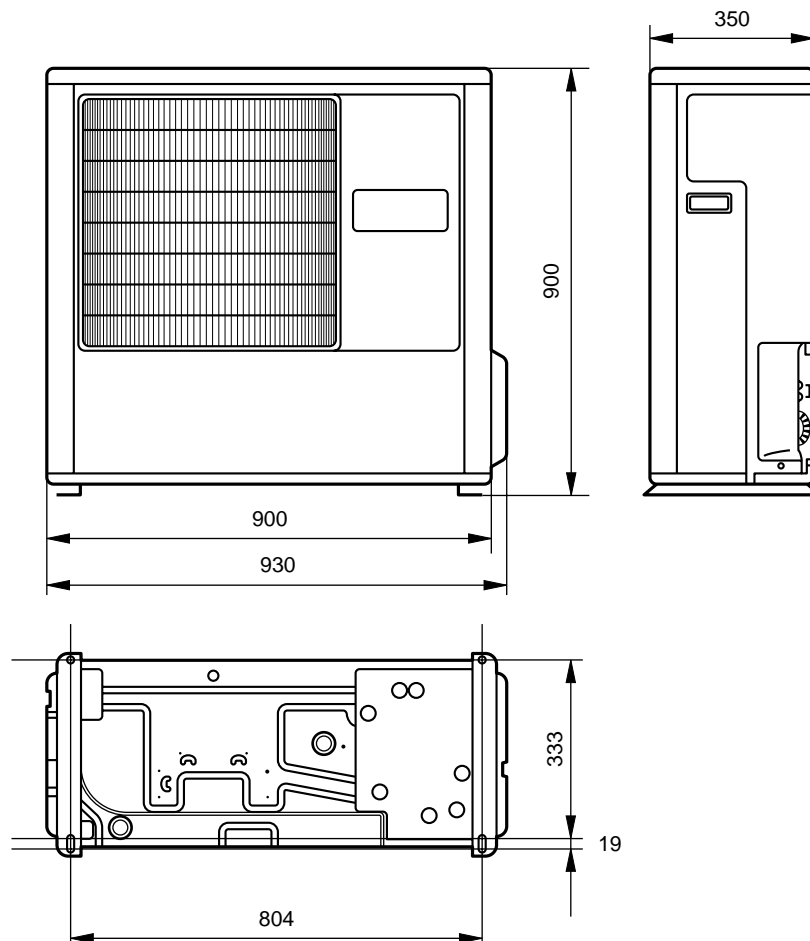


Unit : mm

**Models : ROW-18CB
ROW-18HB
ROW-24CB
ROW-24HB**

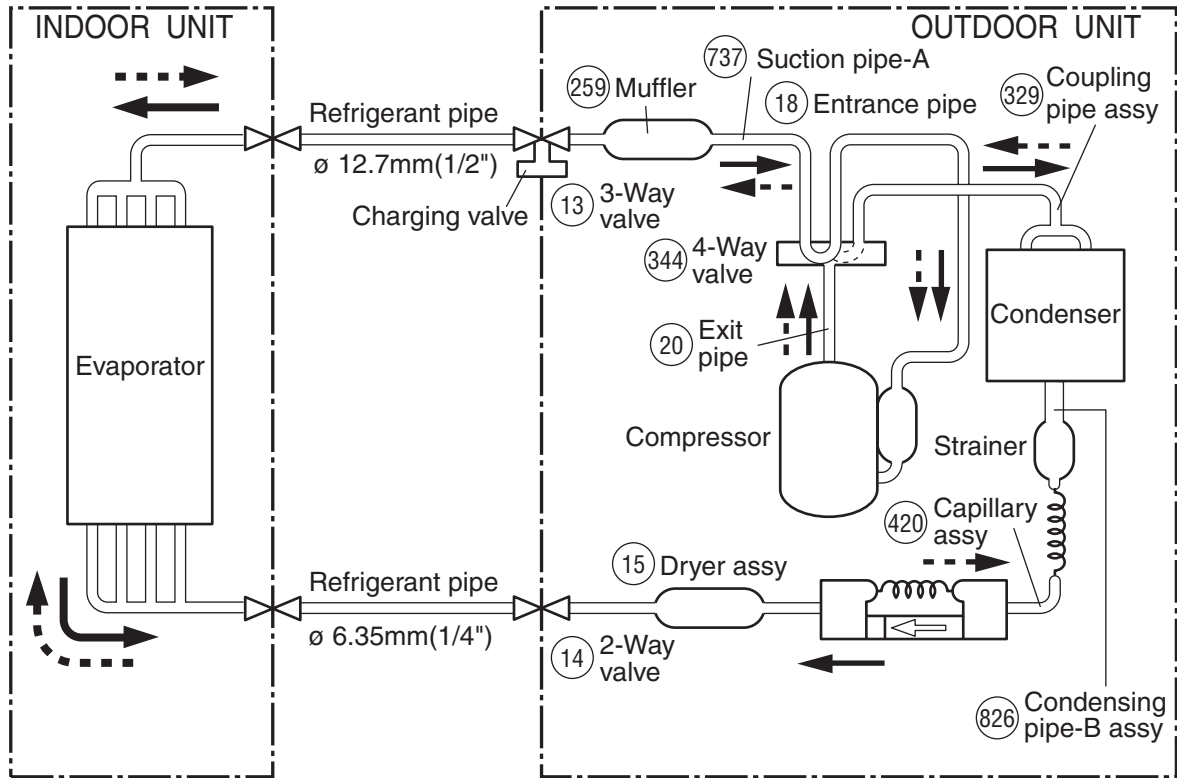


**Models : ROW-30CB
ROW-30HB**



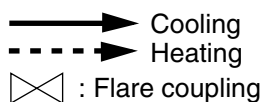
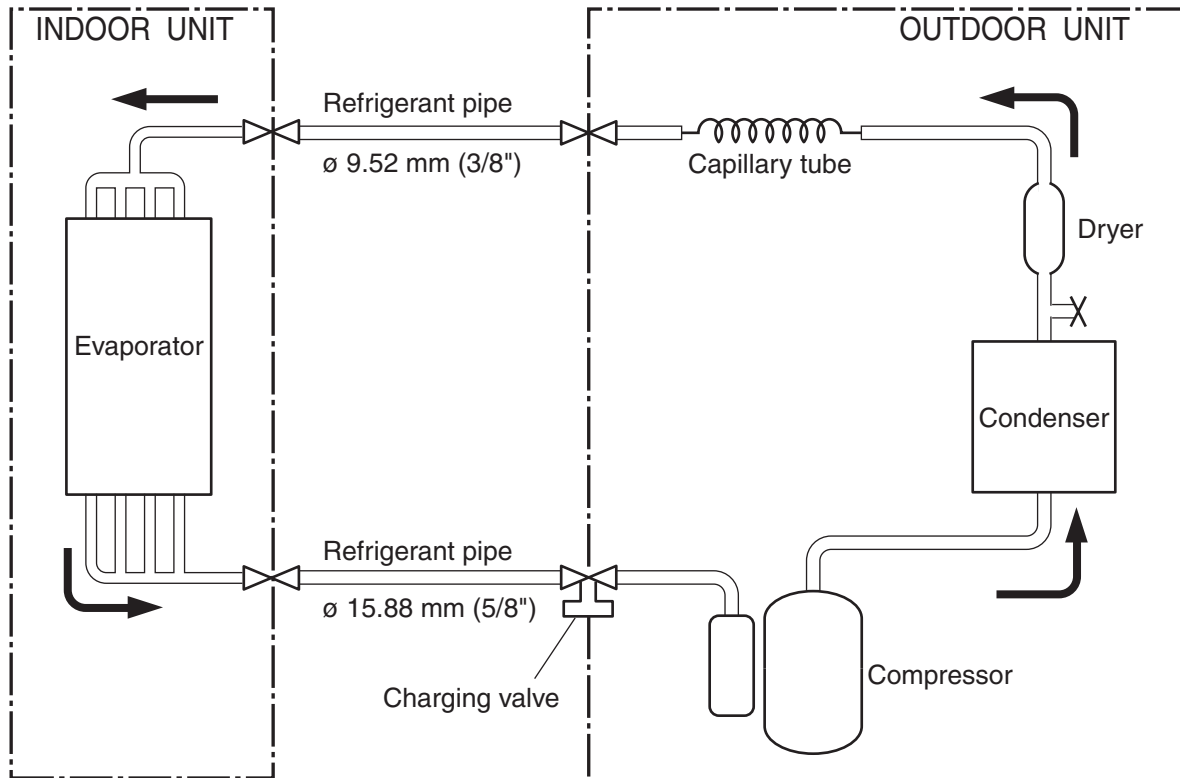
REFRIGERANT SYSTEM DIAGRAM

Models : RJW-14HB / ROW-14HB

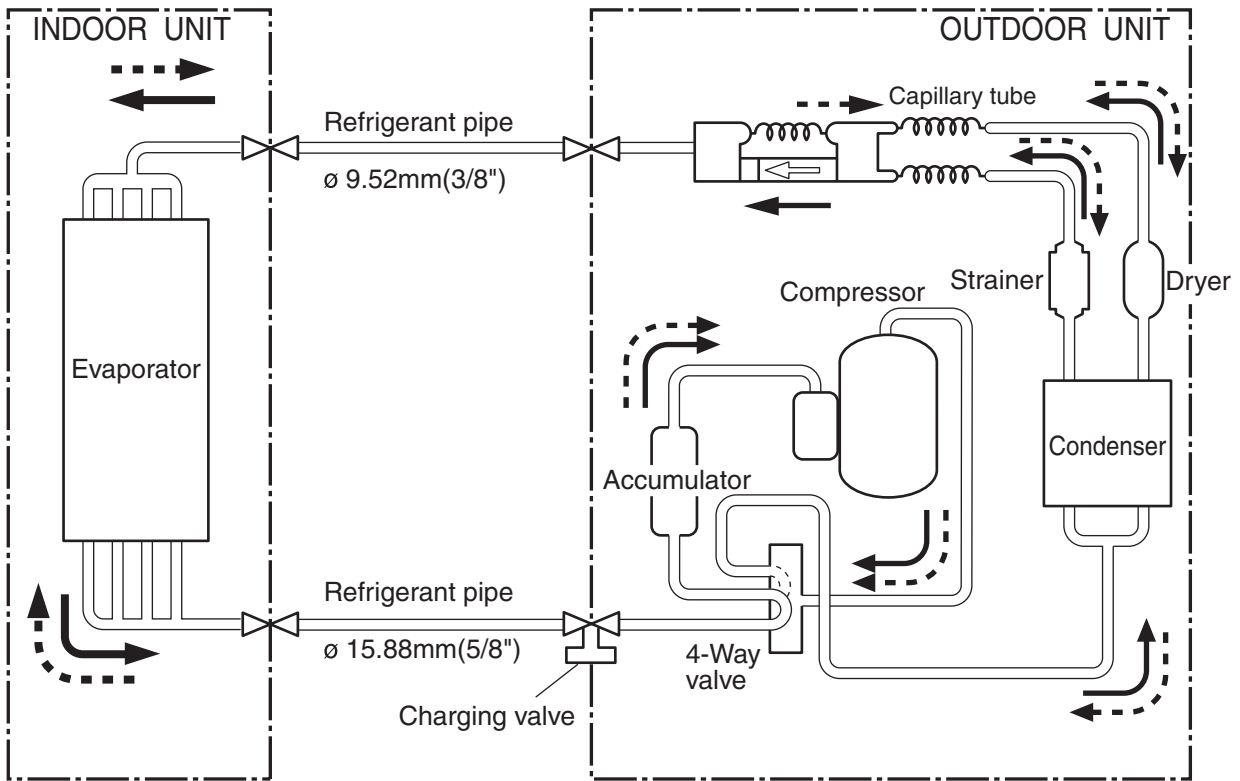


Circled figures show the Ref. No. in the parts list.

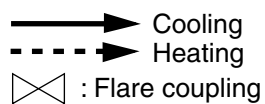
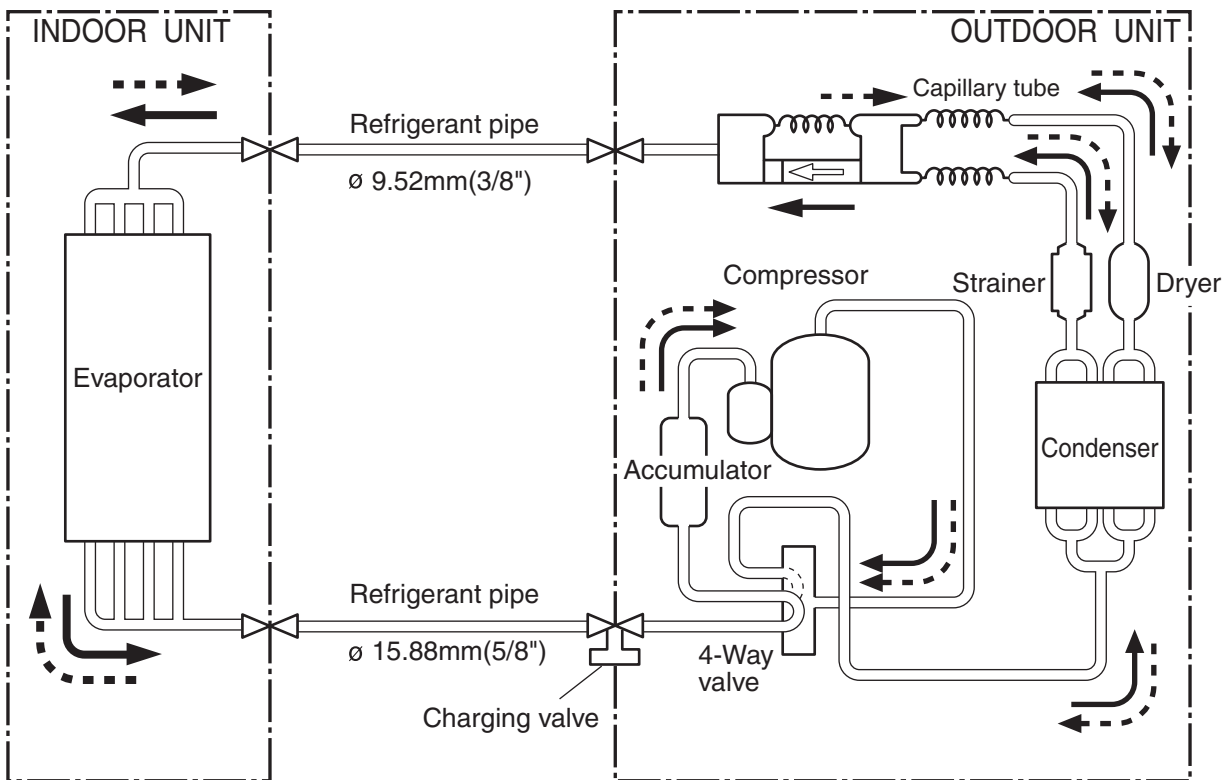
Models : RJW-18CB / ROW-18CB
RJW-24CB / ROW-24CB



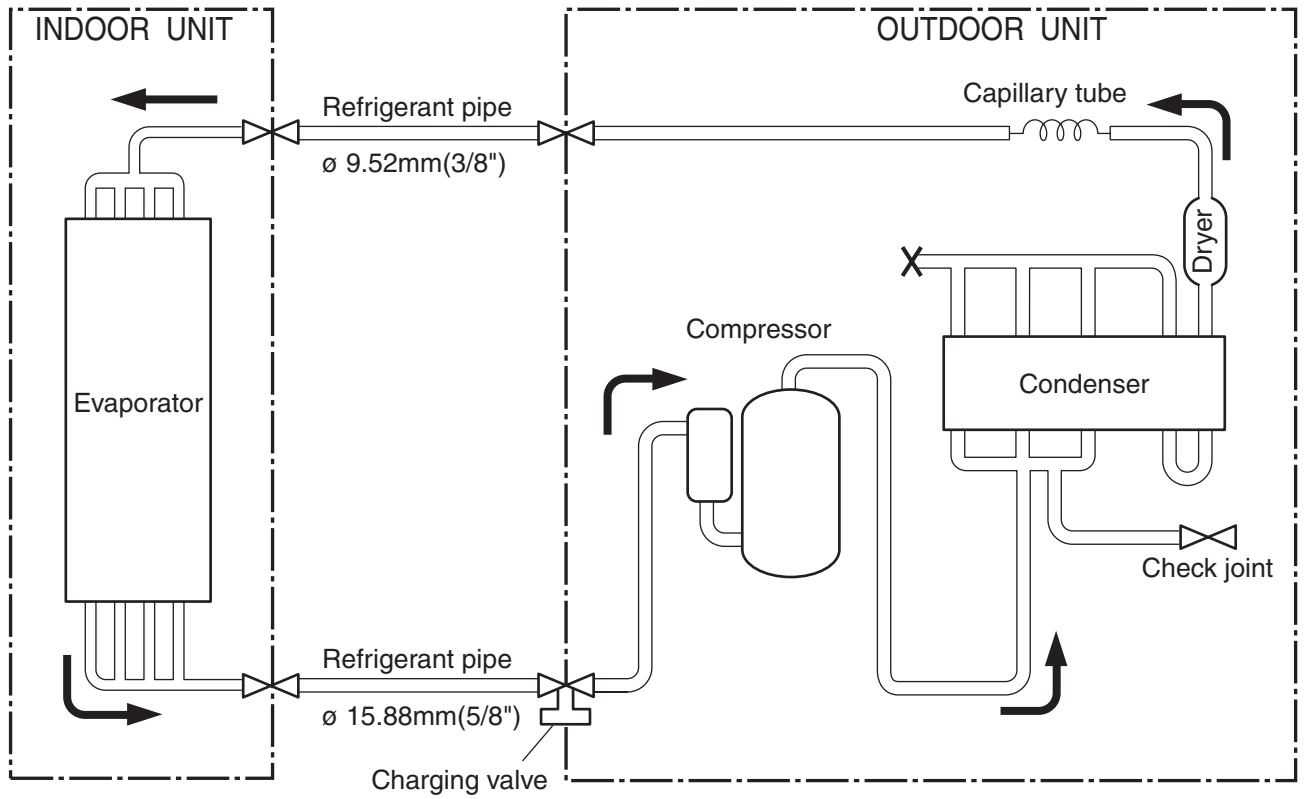
Models : RJW-18HB / ROW-18HB



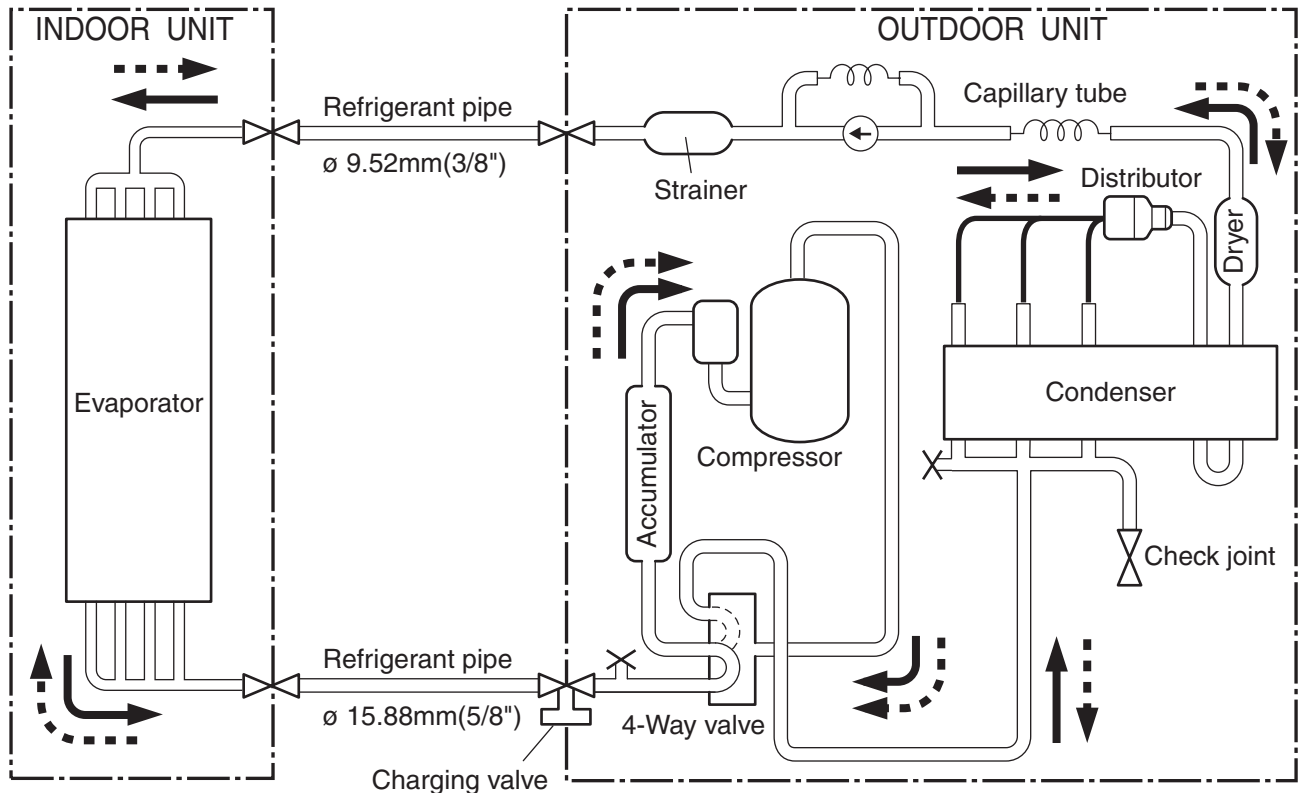
Models : RJW-24HB / ROW-24HB



Models : RJW-30CB / ROW-30CB



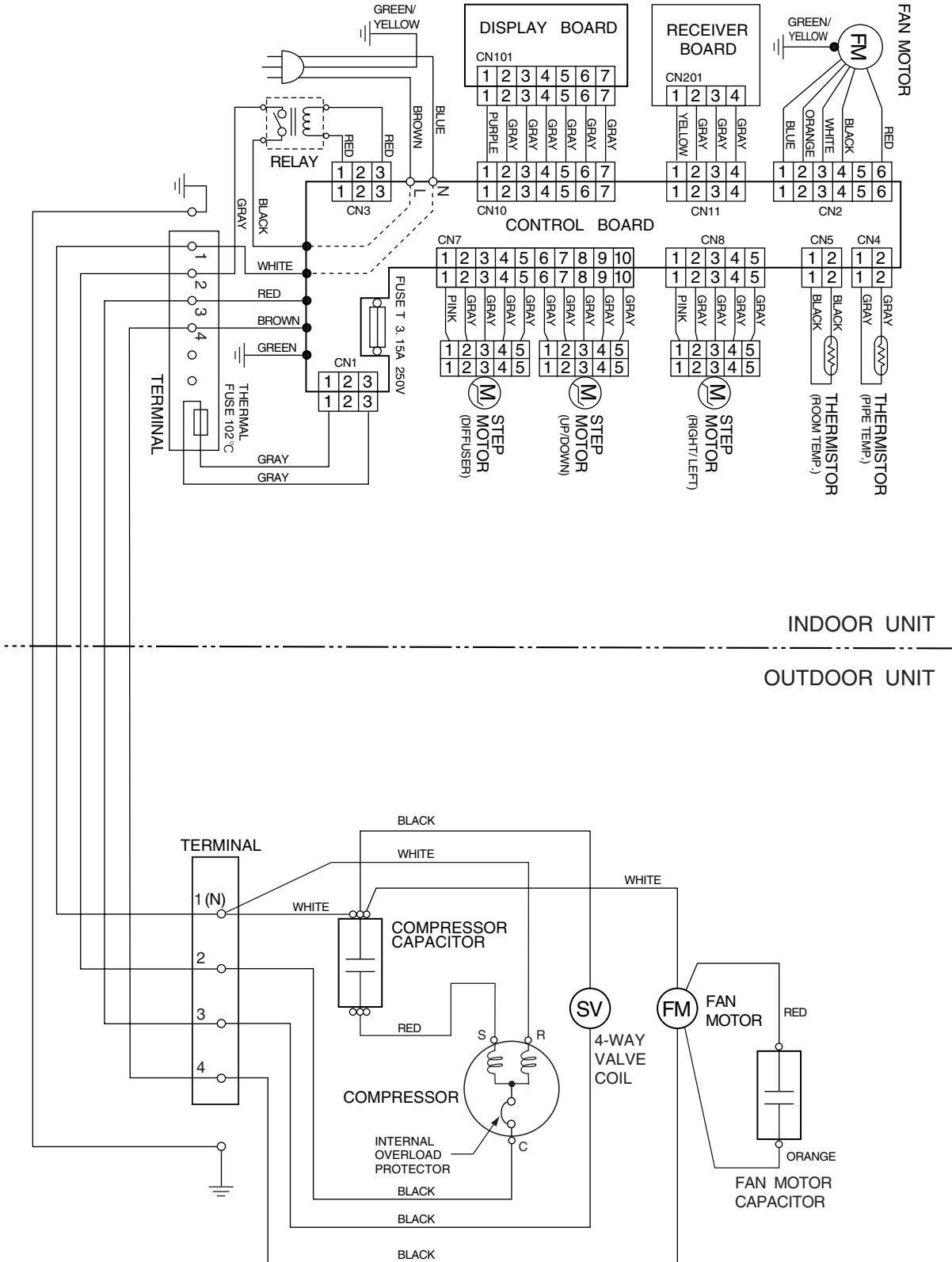
Models : RJW-30HB / ROW-30HB



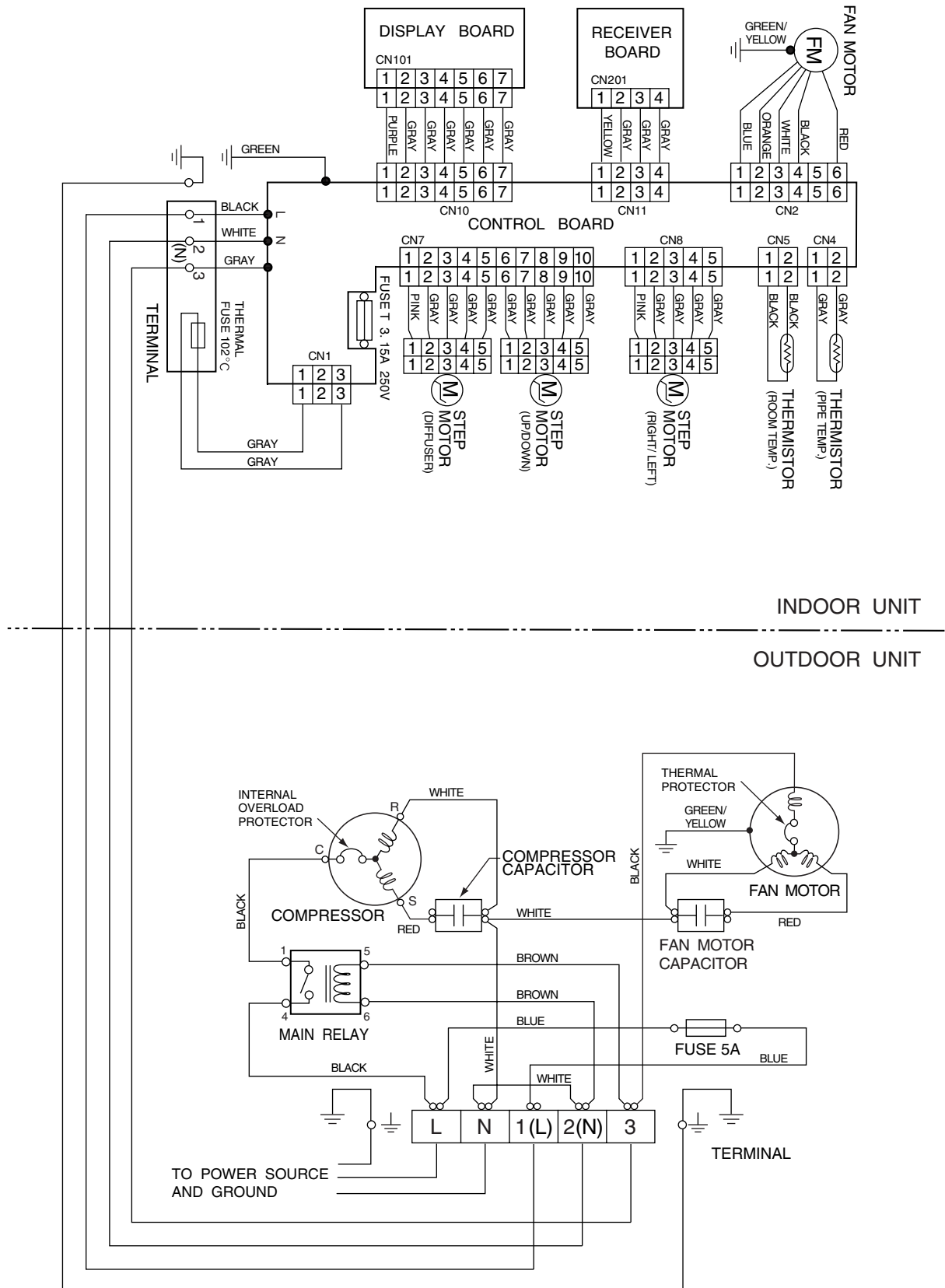
- Cooling
- - - - - Heating
- ⊗ : Flare couplina

CIRCUIT DIAGRAM

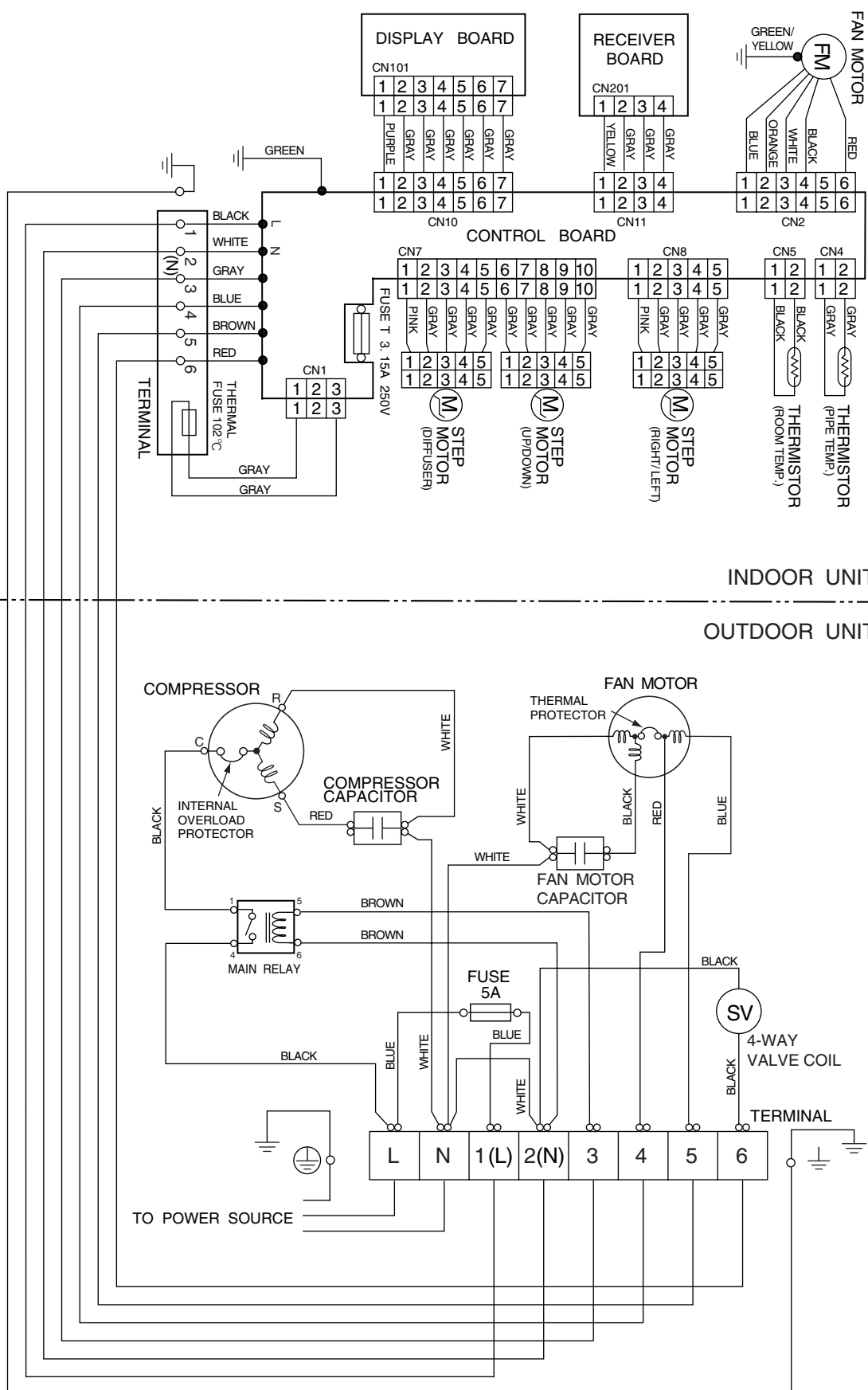
Models : RJW-14HB / ROW-14HB



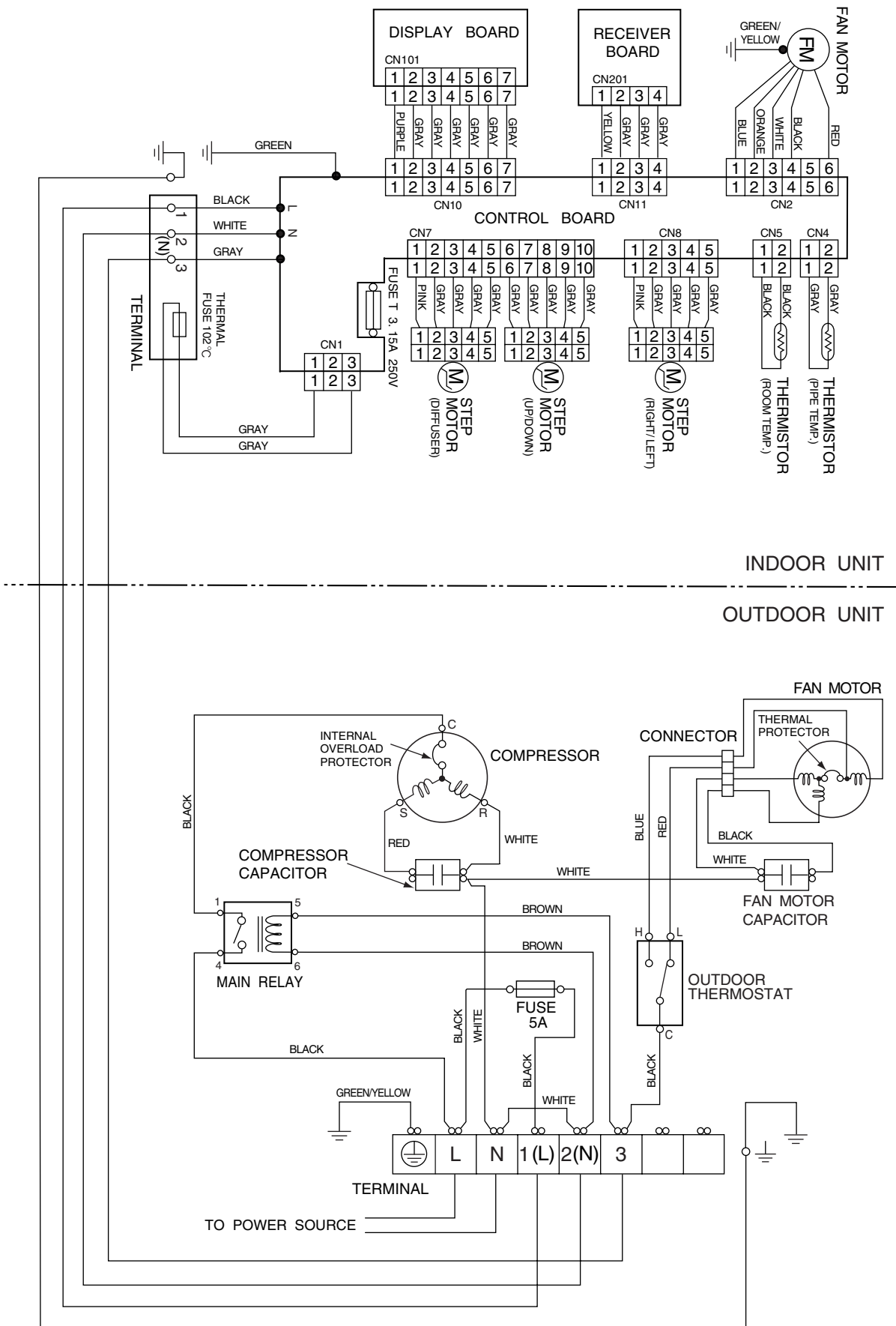
Models : RJW-18CB / ROW-18CB
 RJW-24CB / ROW-24CB



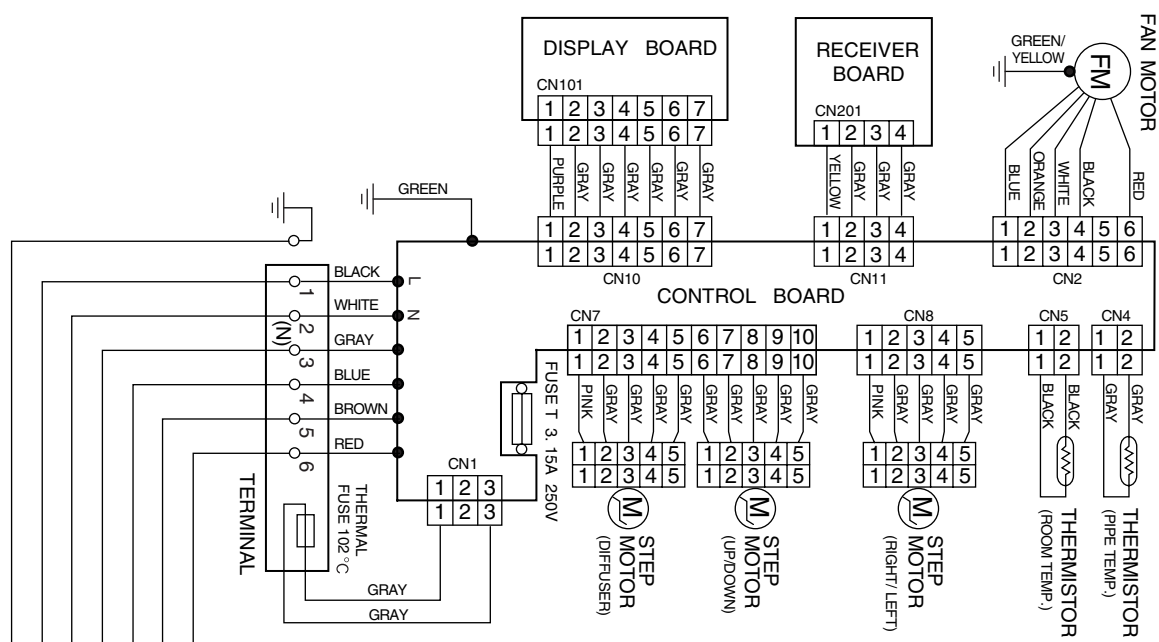
Models : RJW-18HB / ROW-18HB
 RJW-24HB / ROW-24HB



Models : RJW-30CB / ROW-30CB

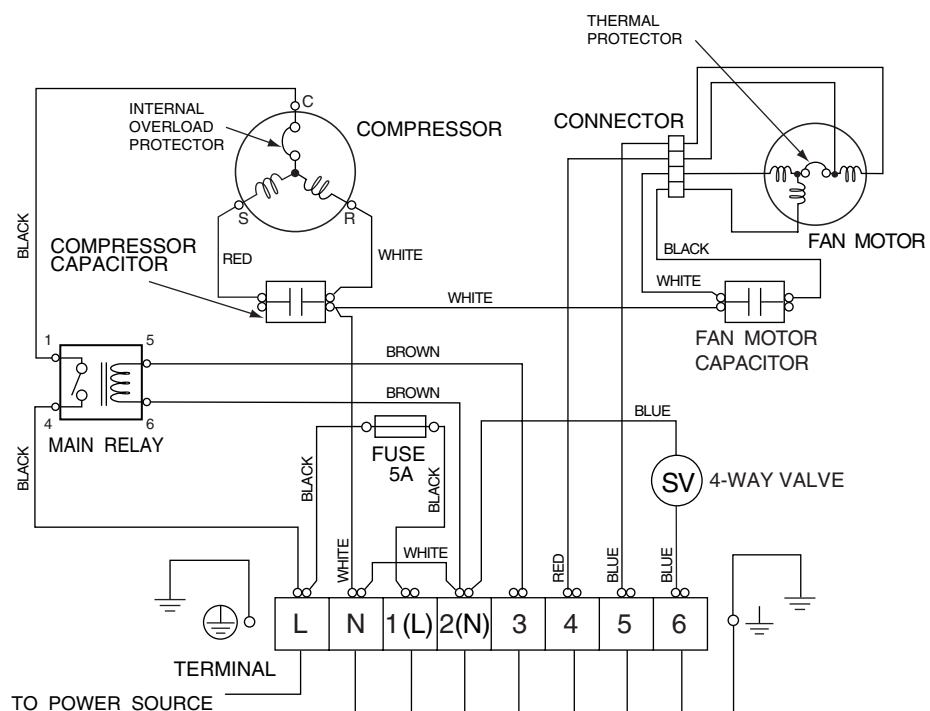


Models : RJW-30HB / ROW-30HB



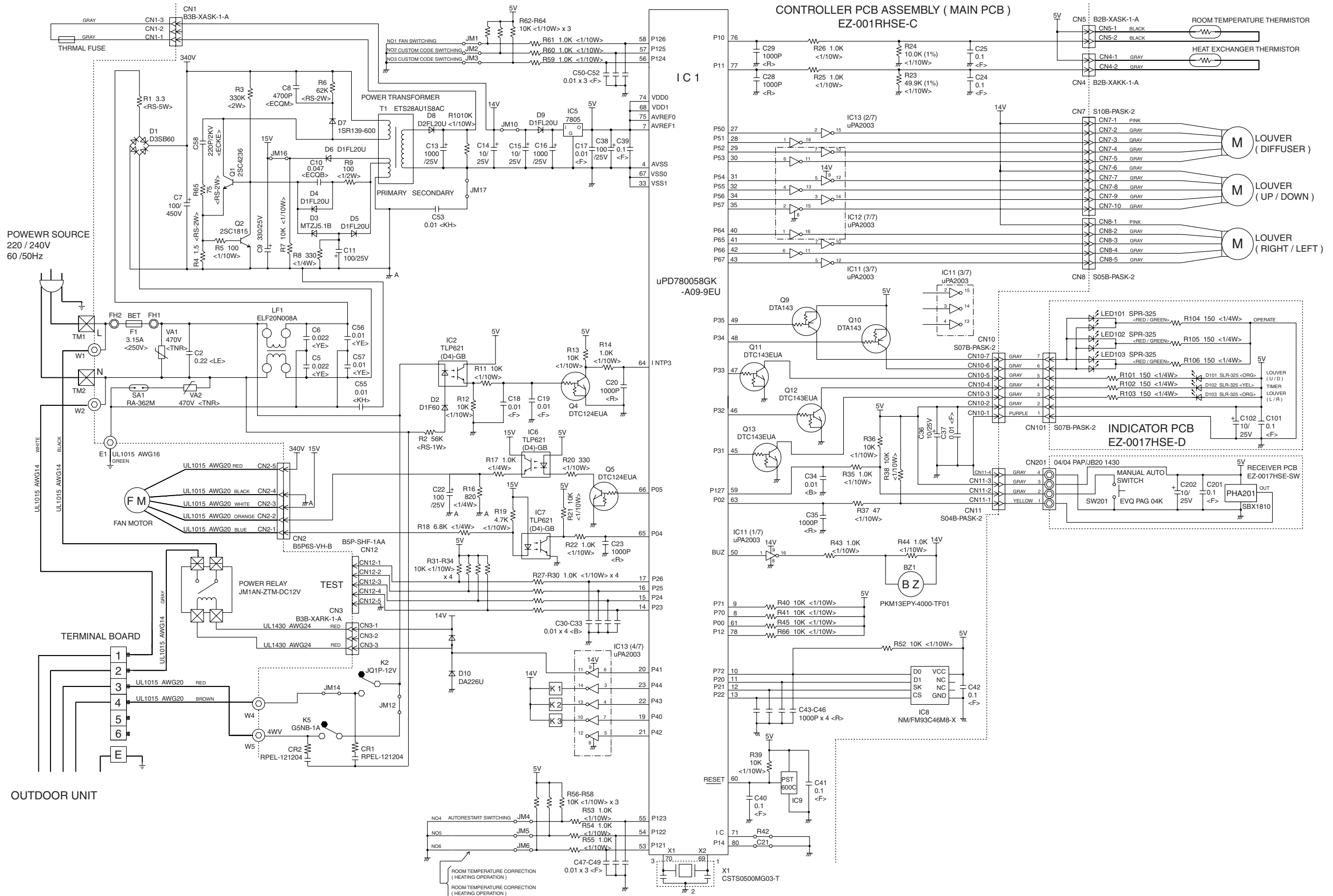
INDOOR UNIT

OUTDOOR UNIT

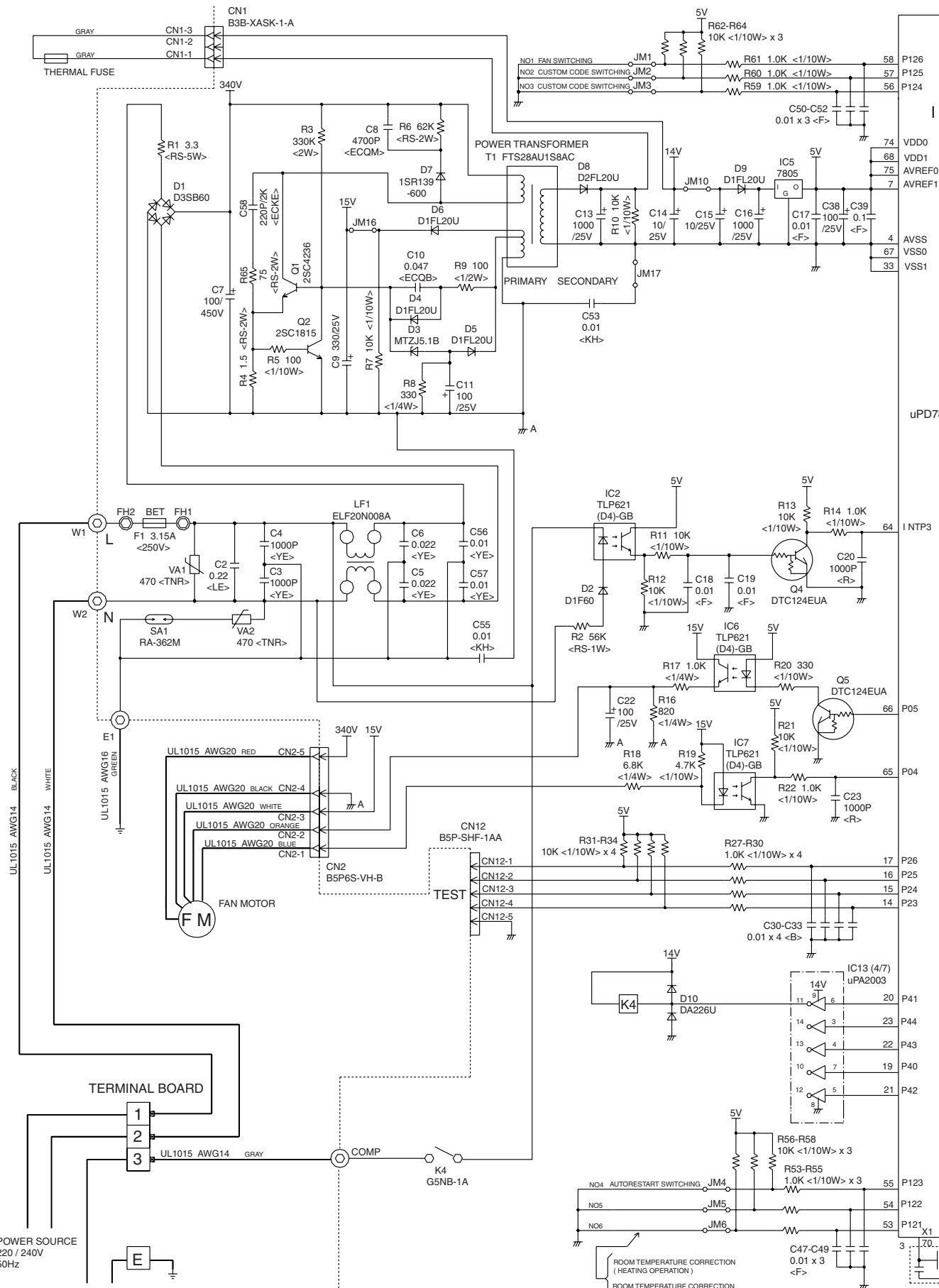


INDOOR PRINTED CIRCUIT BOARD CIRCUIT DIAGRAM

Model : RJW-14HB



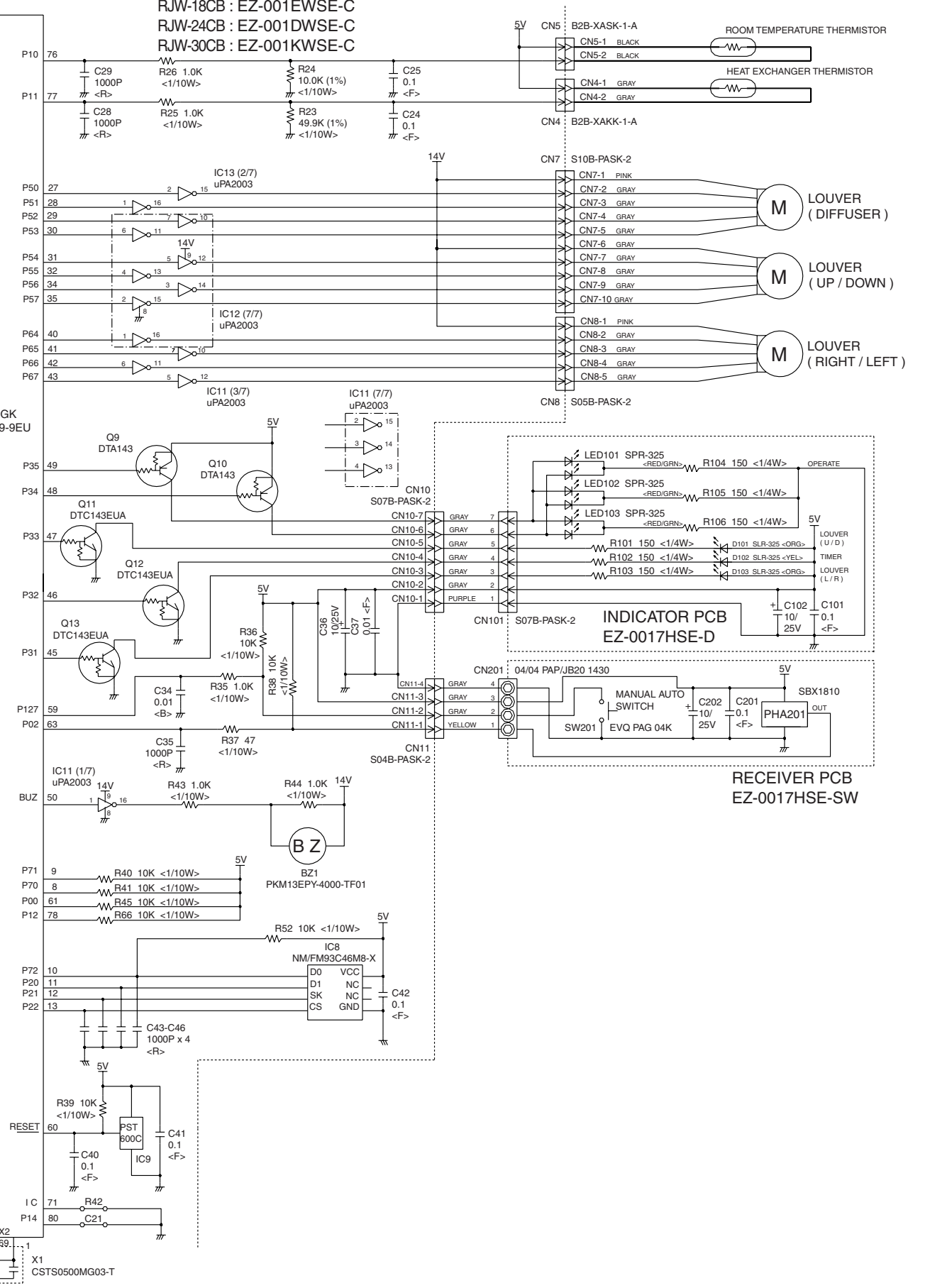
Models : RJW-18CB
 RJW-24CB
 RJW-30CB



OUTDOOR UNIT

CONTROLLER PCB ASSEMBLY (MAIN PCB)

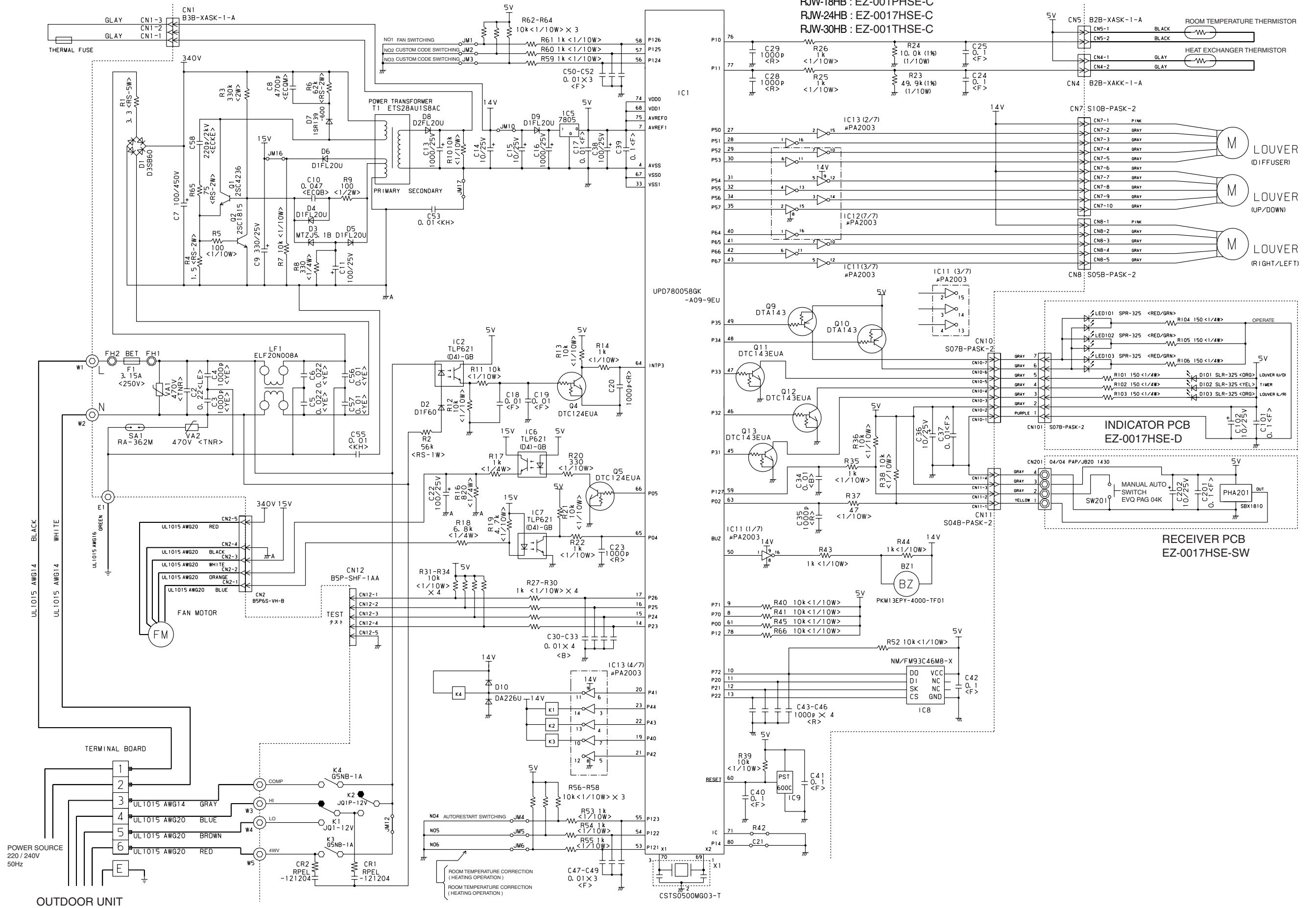
RJW-18CB : EZ-001EWSE-C
 RJW-24CB : EZ-001DWSE-C
 RJW-30CB : EZ-001KWSE-C



Models : RJW-18HB
 RJW-24HB
 RJW-30HB

CONTROLLER PCB ASSEMBLY (MAIN PCB)

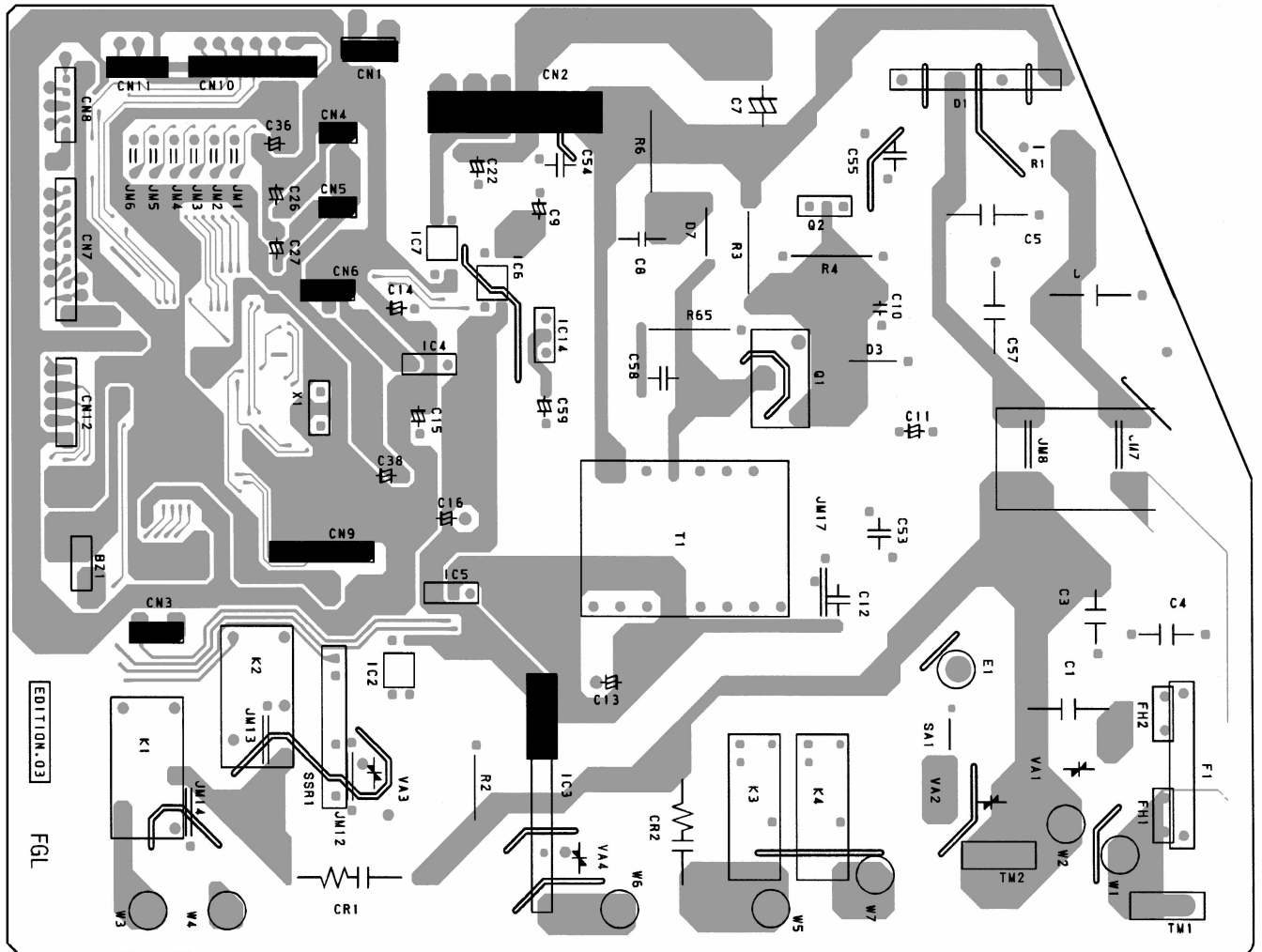
RJW-18HB : EZ-001PHSE-C
 RJW-24HB : EZ-0017HSE-C
 RJW-30HB : EZ-001THSE-C



P.C.B.O.A.R.D L.A.Y.O.U.T.S

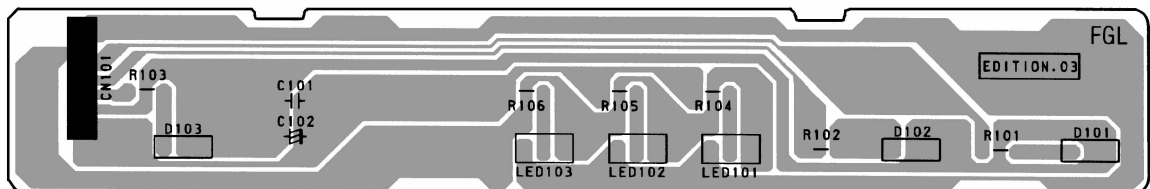
CONTROLLER PCB ASSEMBLY (MAIN PCB)

(Viewed from the solder side)



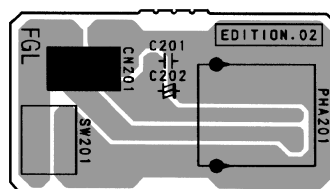
RECEIVER PCB ASSEMBLY

(Viewed from the solder side)



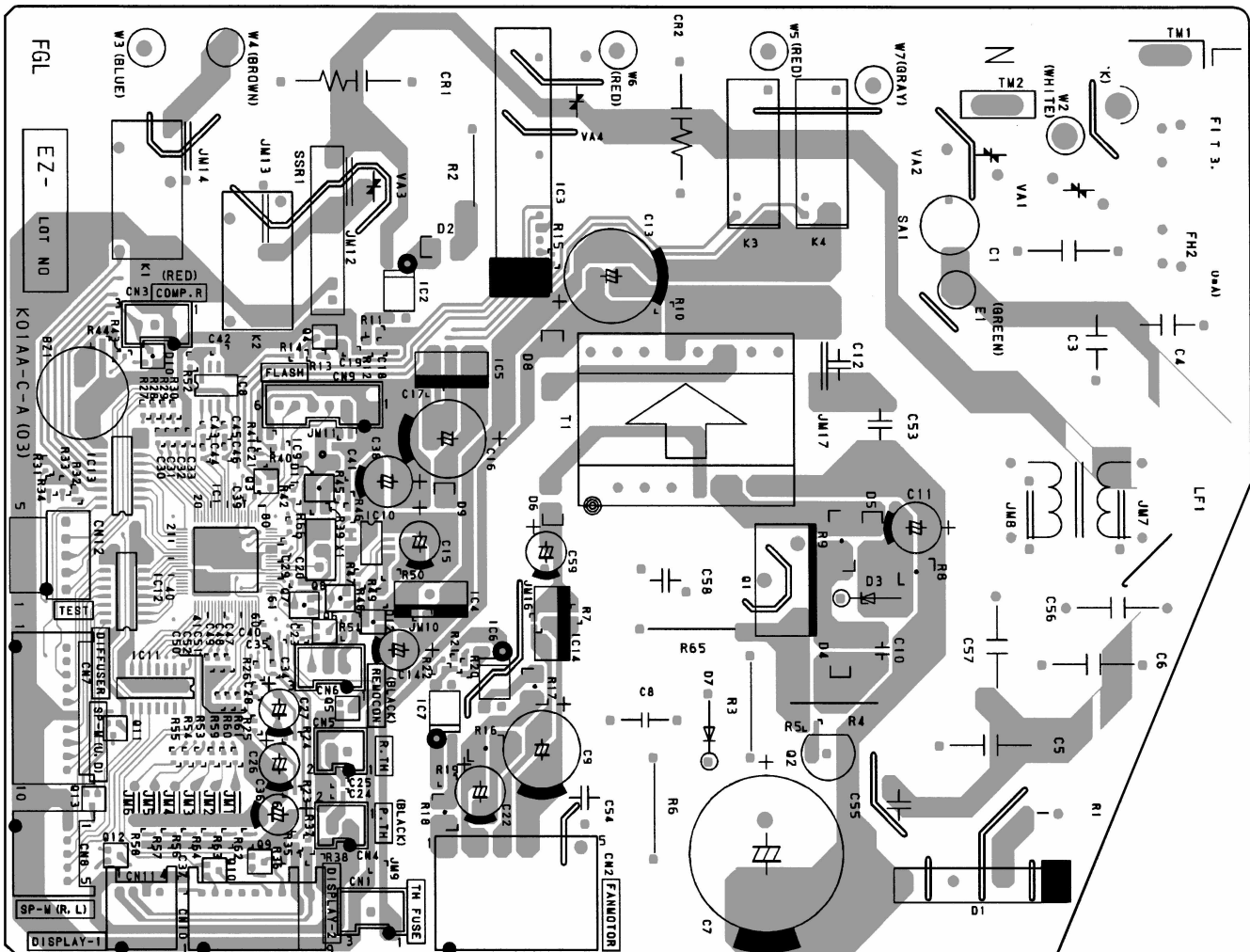
INDICATOR PCB ASSEMBLY

(Viewed from the solder side)



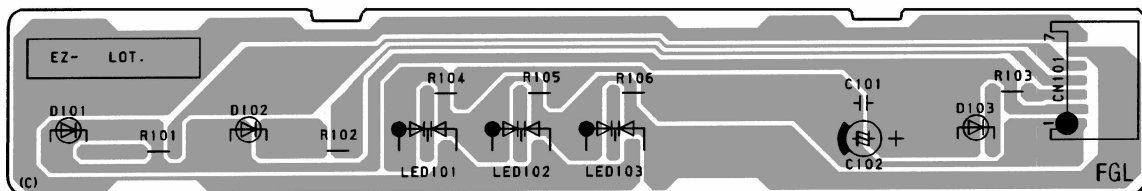
CONTROLLER PCB ASSEMBLY (MAIN PCB)

(Viewed from the component side)



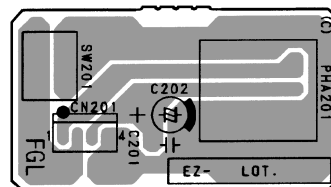
RECEIVER PCB ASSEMBLY

(Viewed from the component side)



INDICATOR PCB ASSEMBLY

(Viewed from the component side)



E R R O R C O N T E N T S

● Error

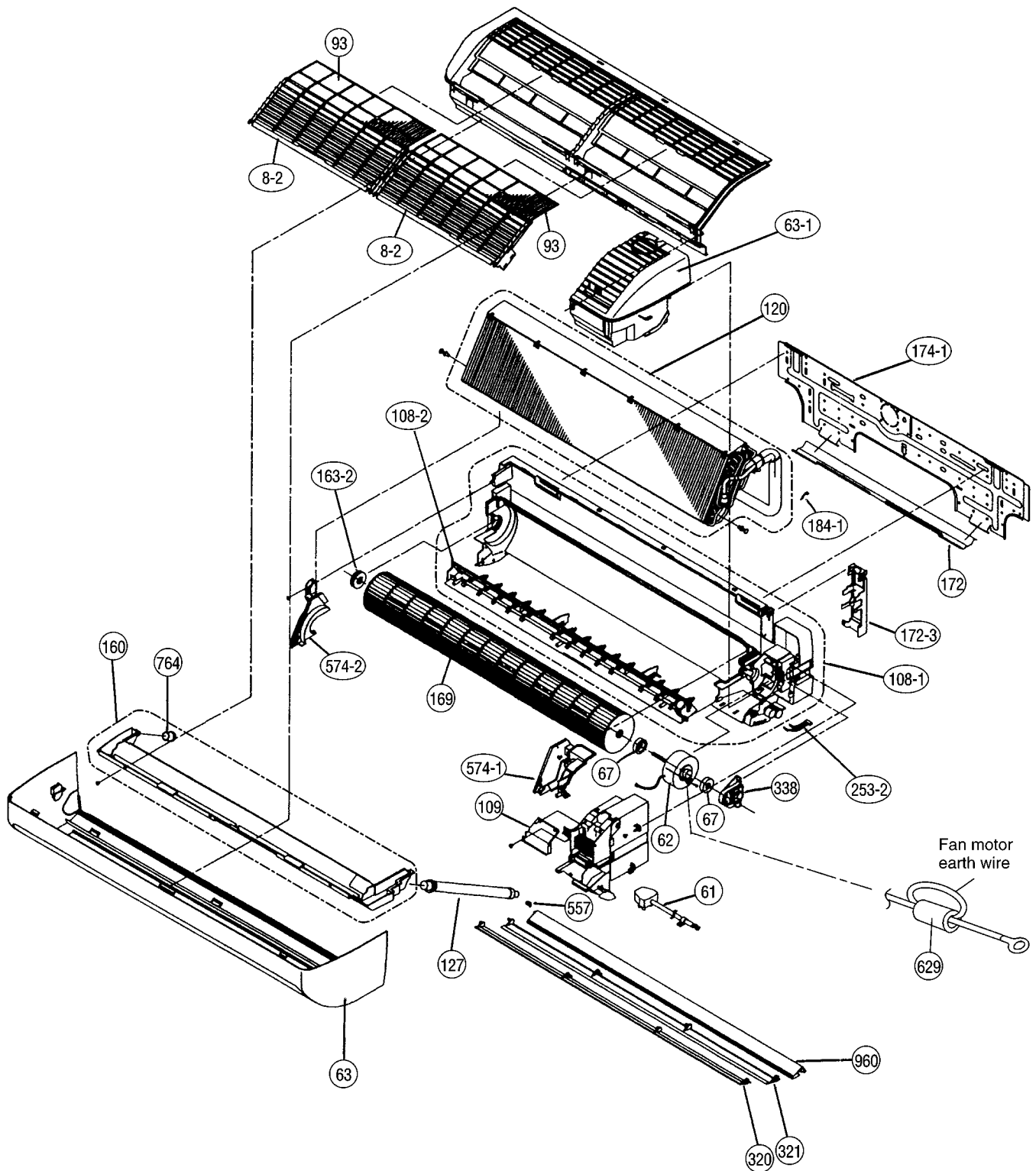
The OPERATION, TIMER and SWING lamps operate as follows according to the error contents.

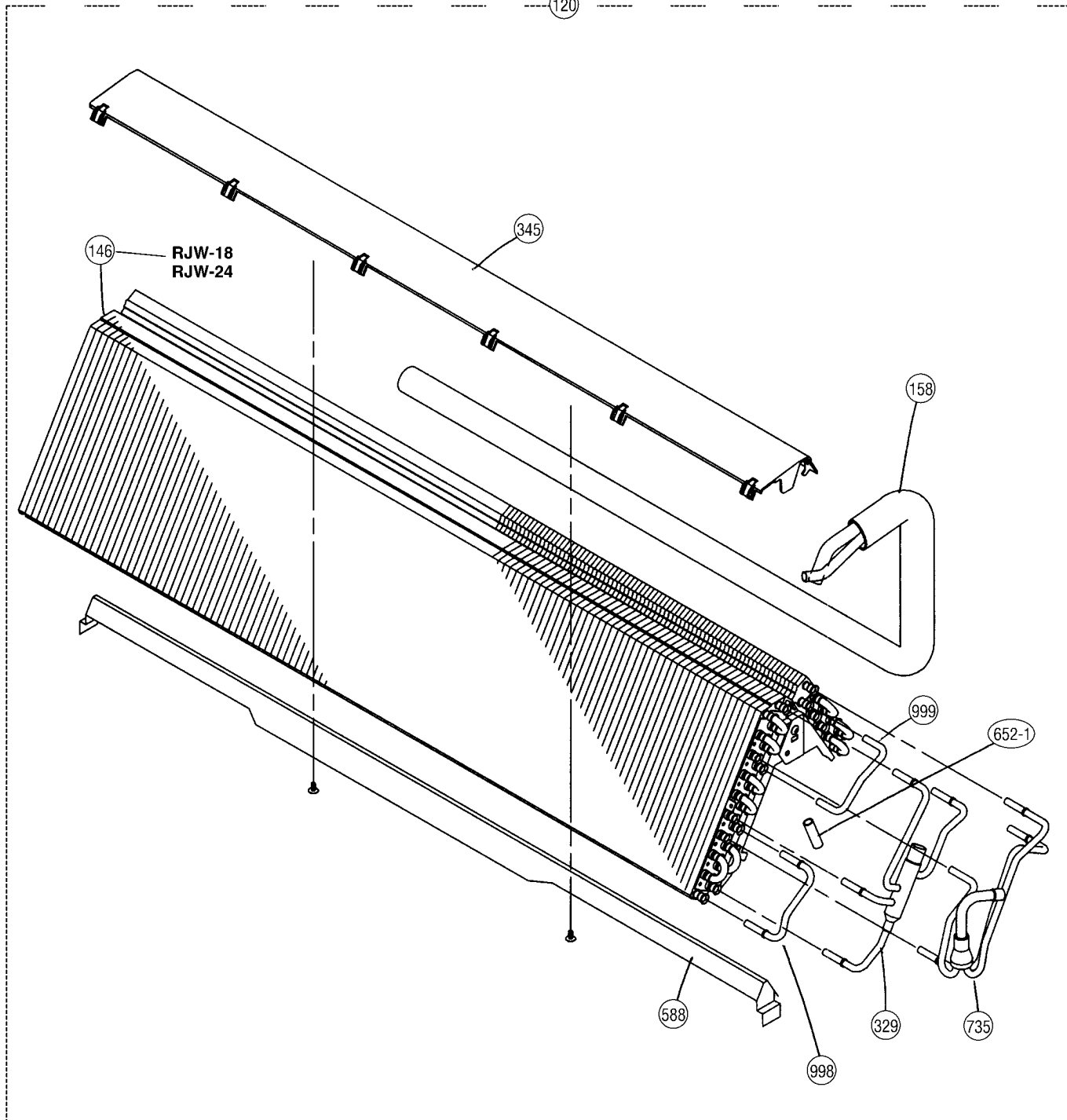
○ : Fast flashing ● : Slow flashing – : Off

Error contents	Error display		
	OPERATION (RED)	TIMER (YELLOW)	SWING (ORANGE)
Indoor unit circuit board error	○	○	–
Indoor unit room temperature sensor wire opened	2 times ●	○	–
Indoor unit room temperature sensor wire short circuited	2 times ●	○	○
Indoor unit piping sensor wire opened	3 times ●	○	–
Indoor unit piping sensor wire short circuited	3 times ●	○	○
Indoor unit fan error	6 times ●	○	–

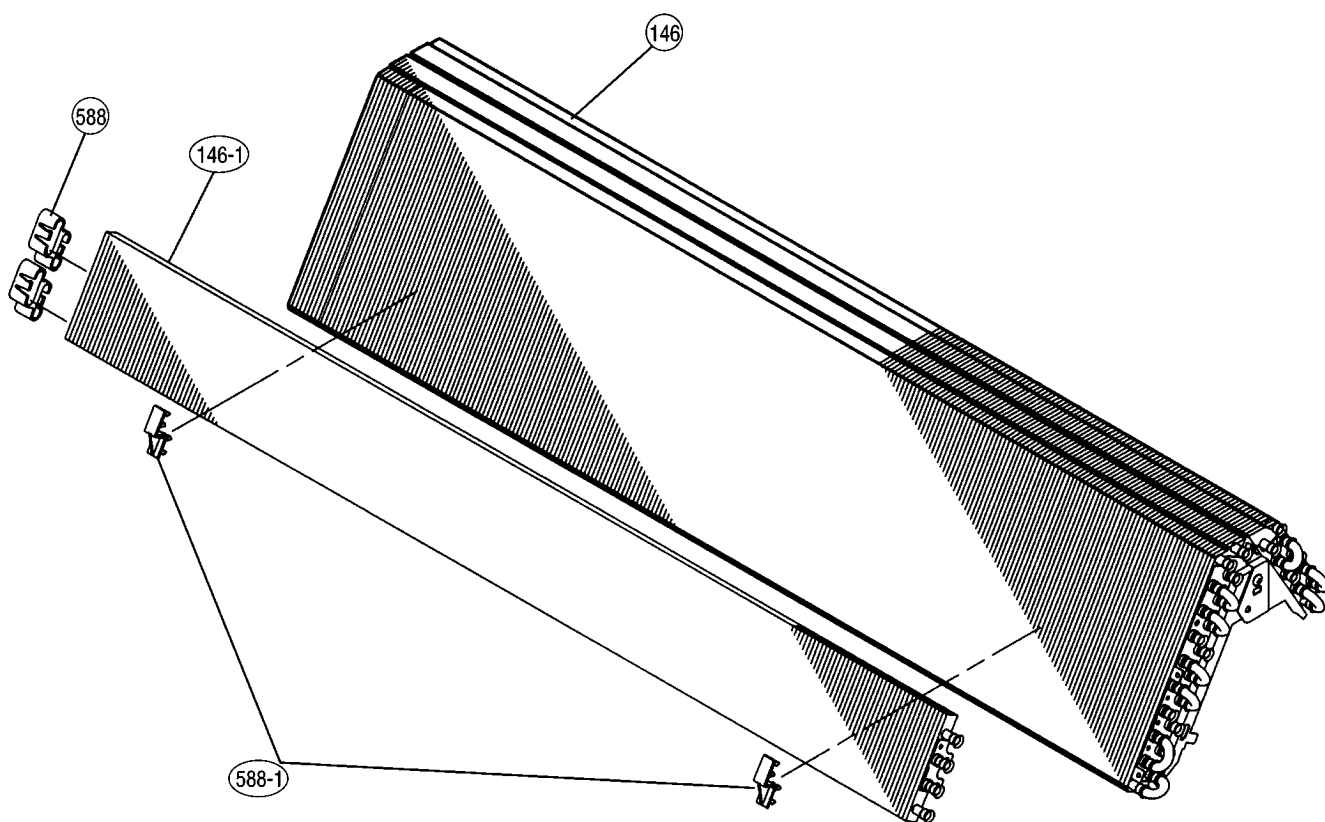
DISASSEMBLY ILLUSTRATION

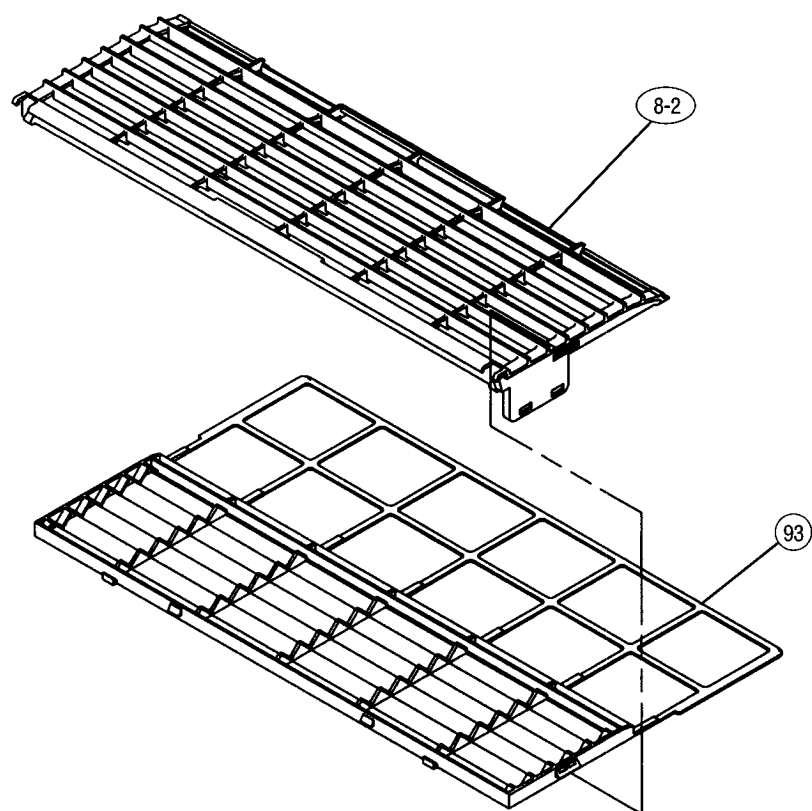
Models : RJW-14HB, RJW-18CB
RJW-18HB, RJW-24CB
RJW-24HB, RJW-30CB
RJW-30HB

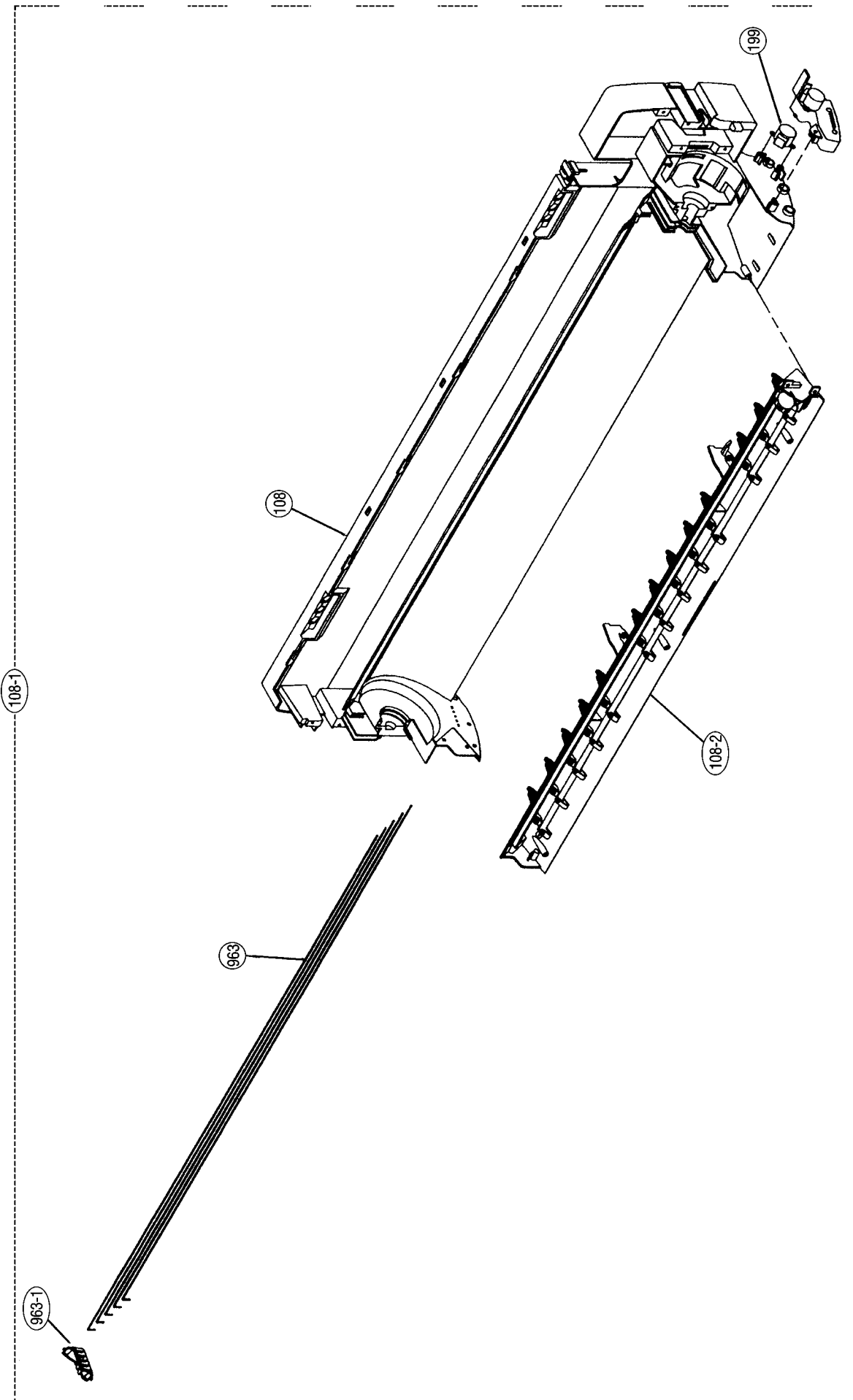


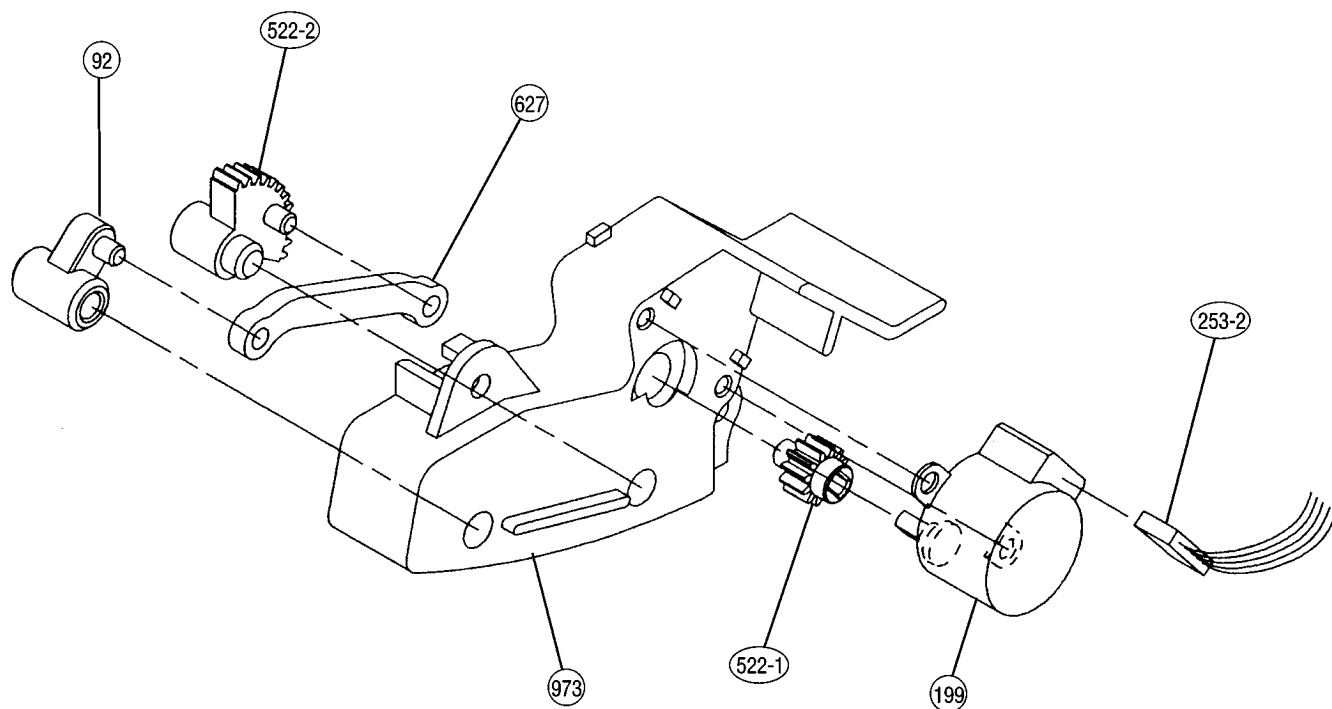


Models : RJW-30CB
RJW-30HB

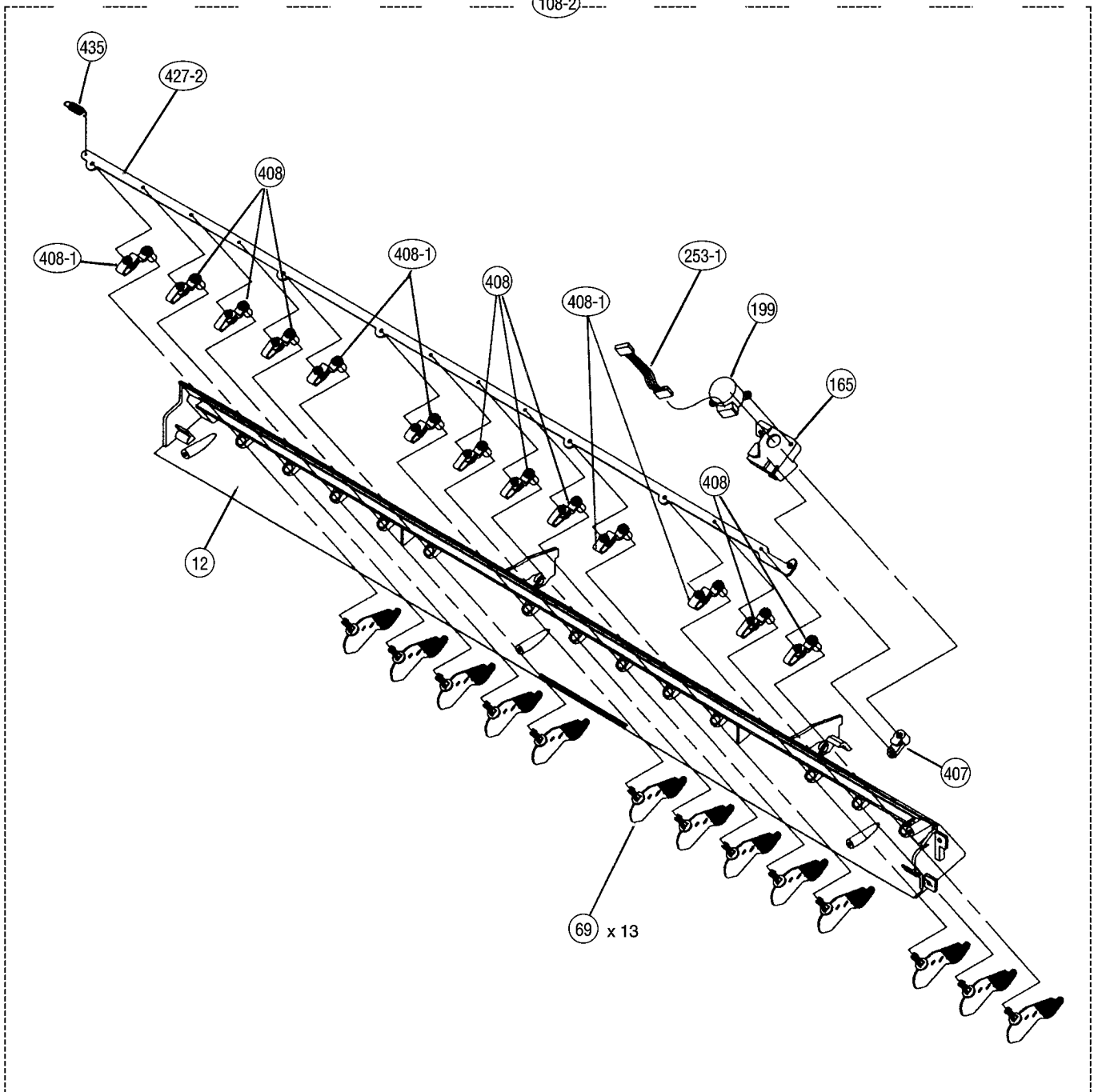


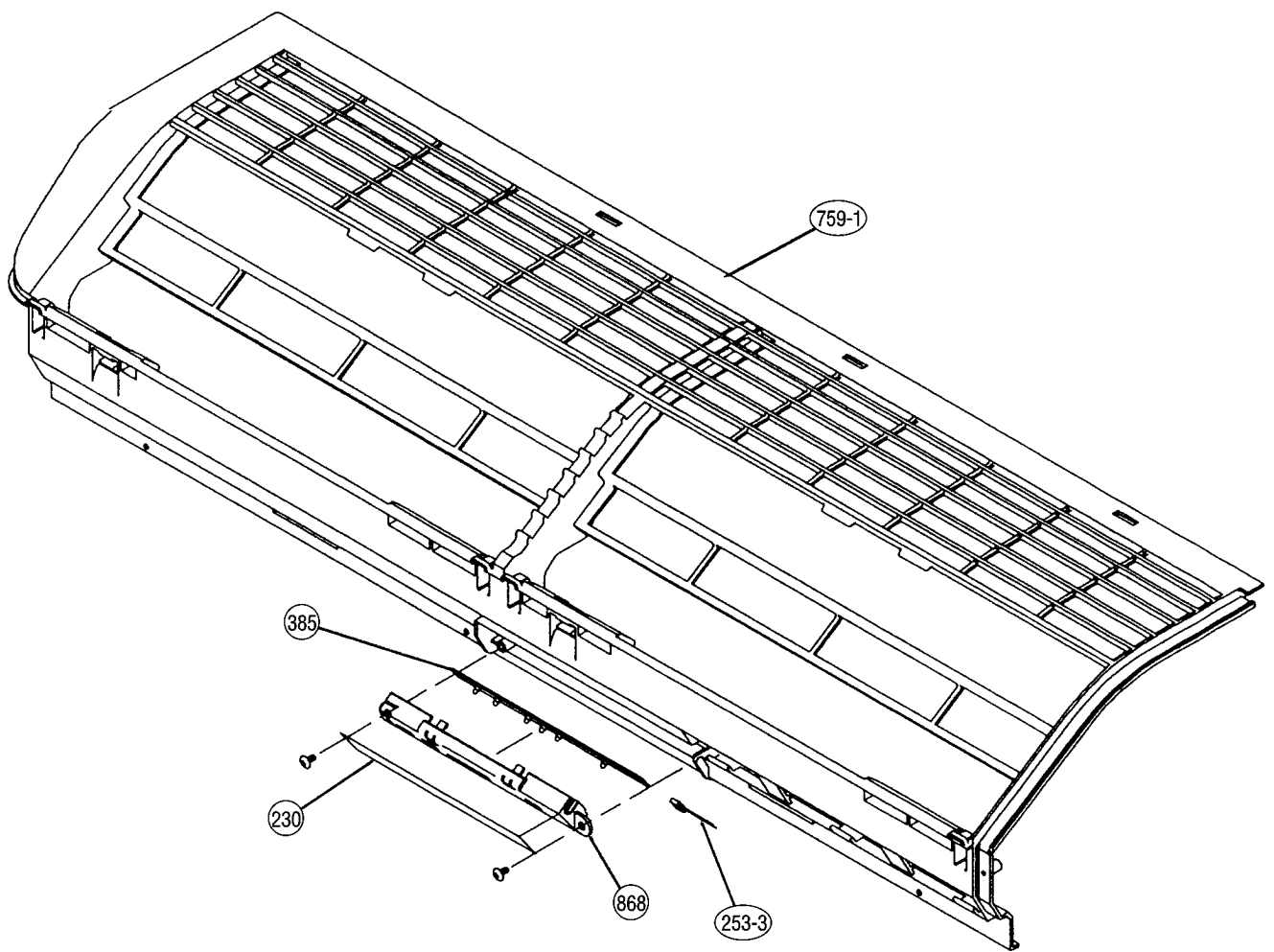


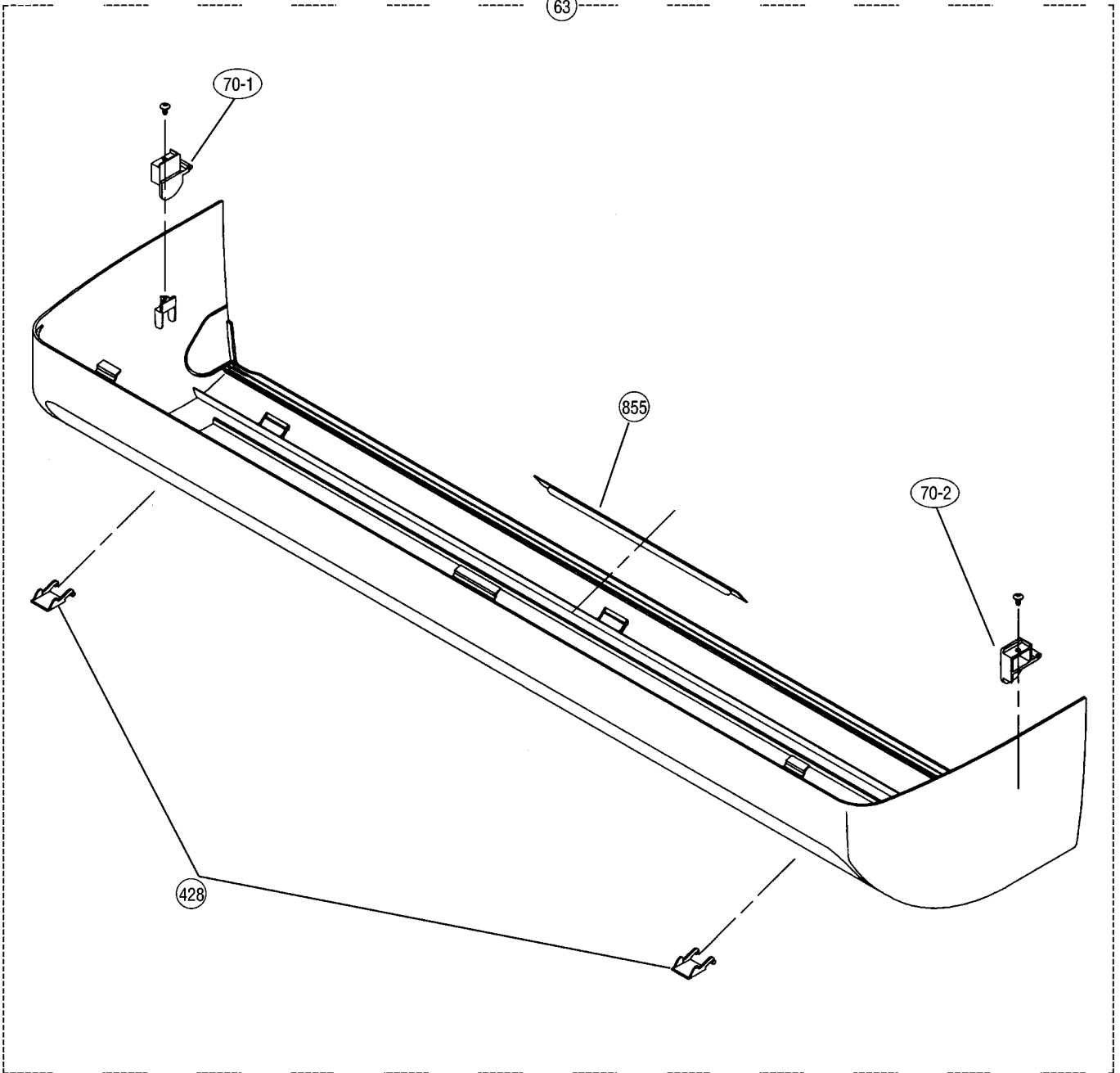


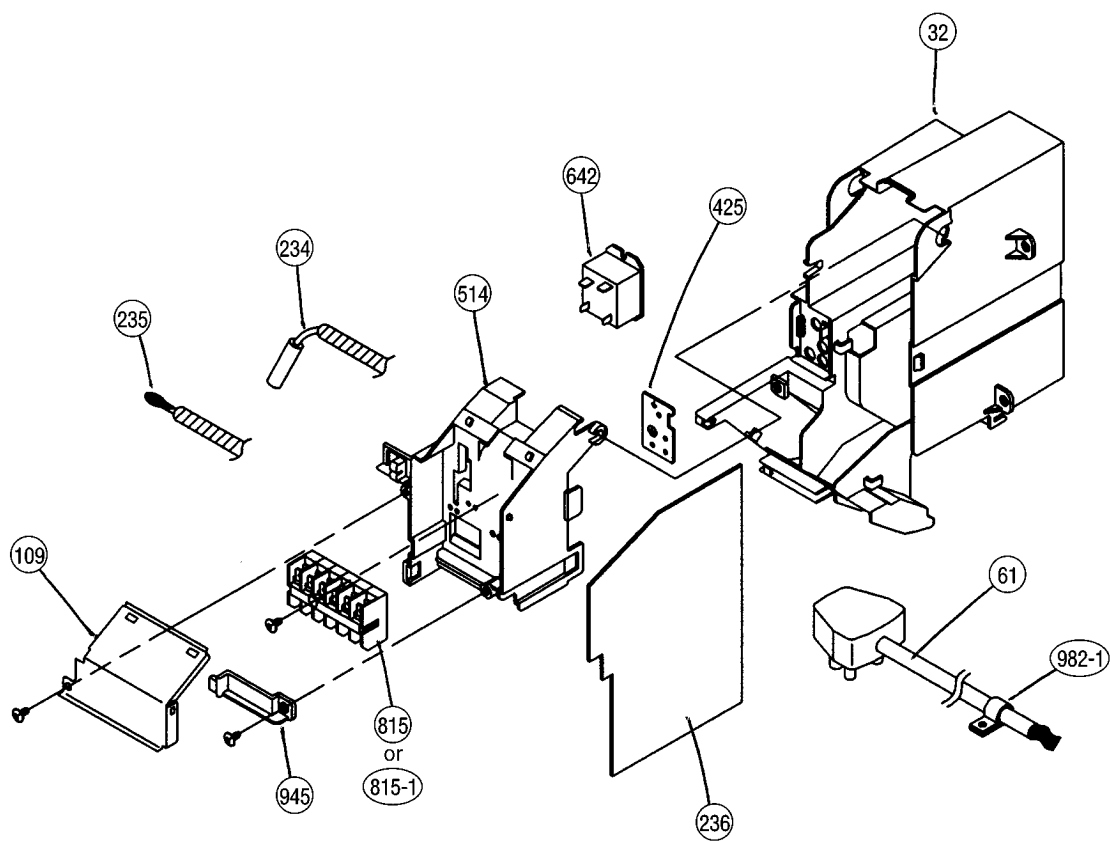


108-2

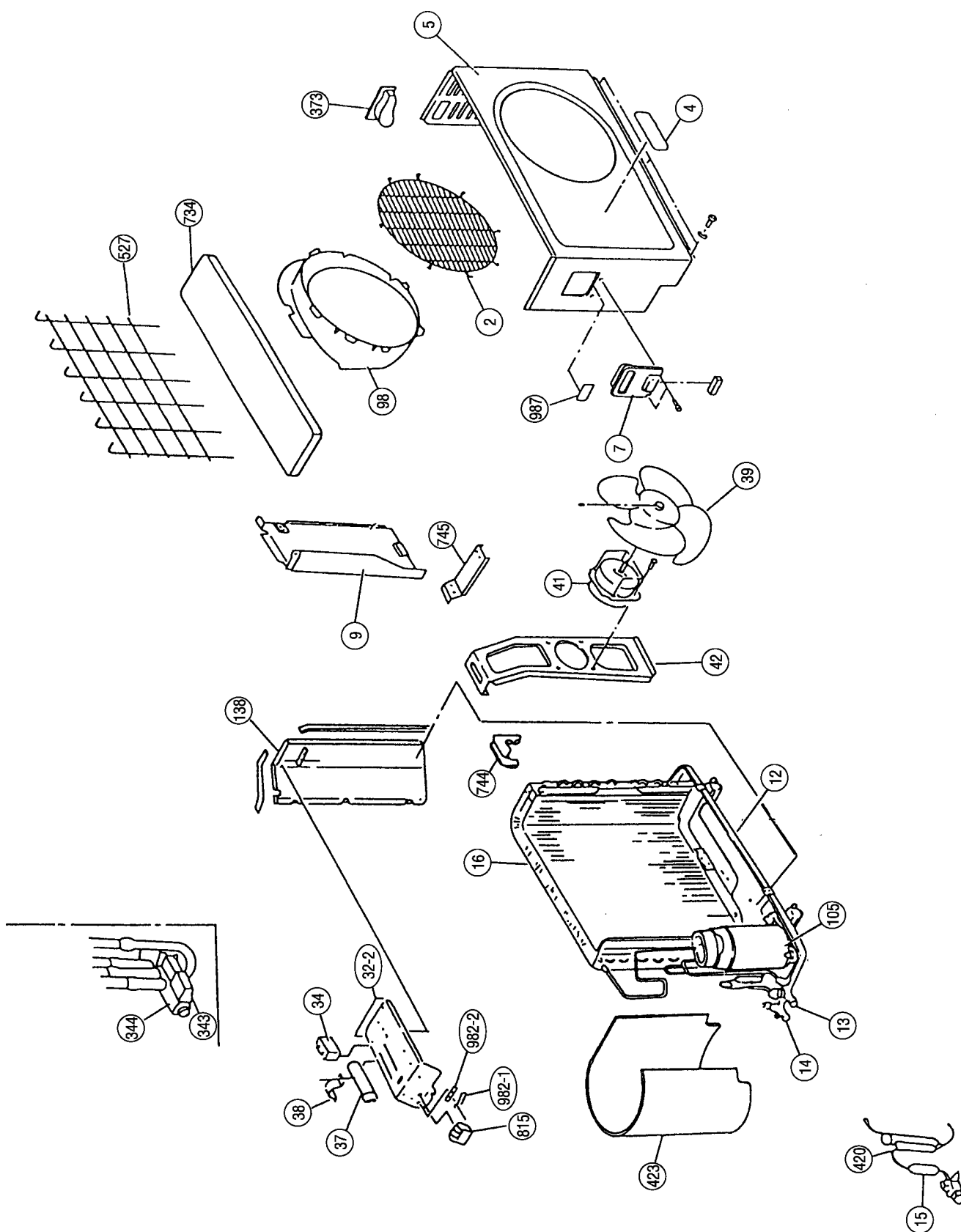




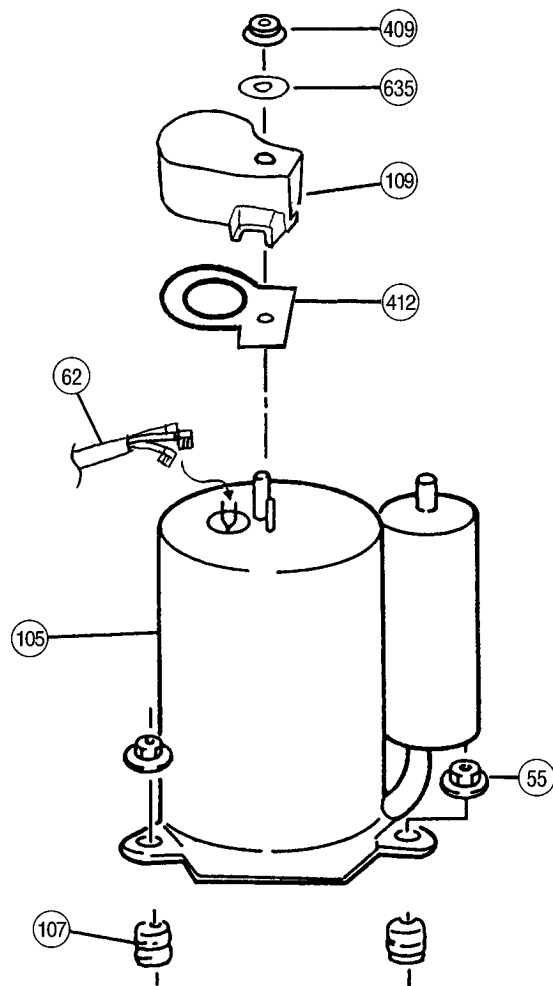




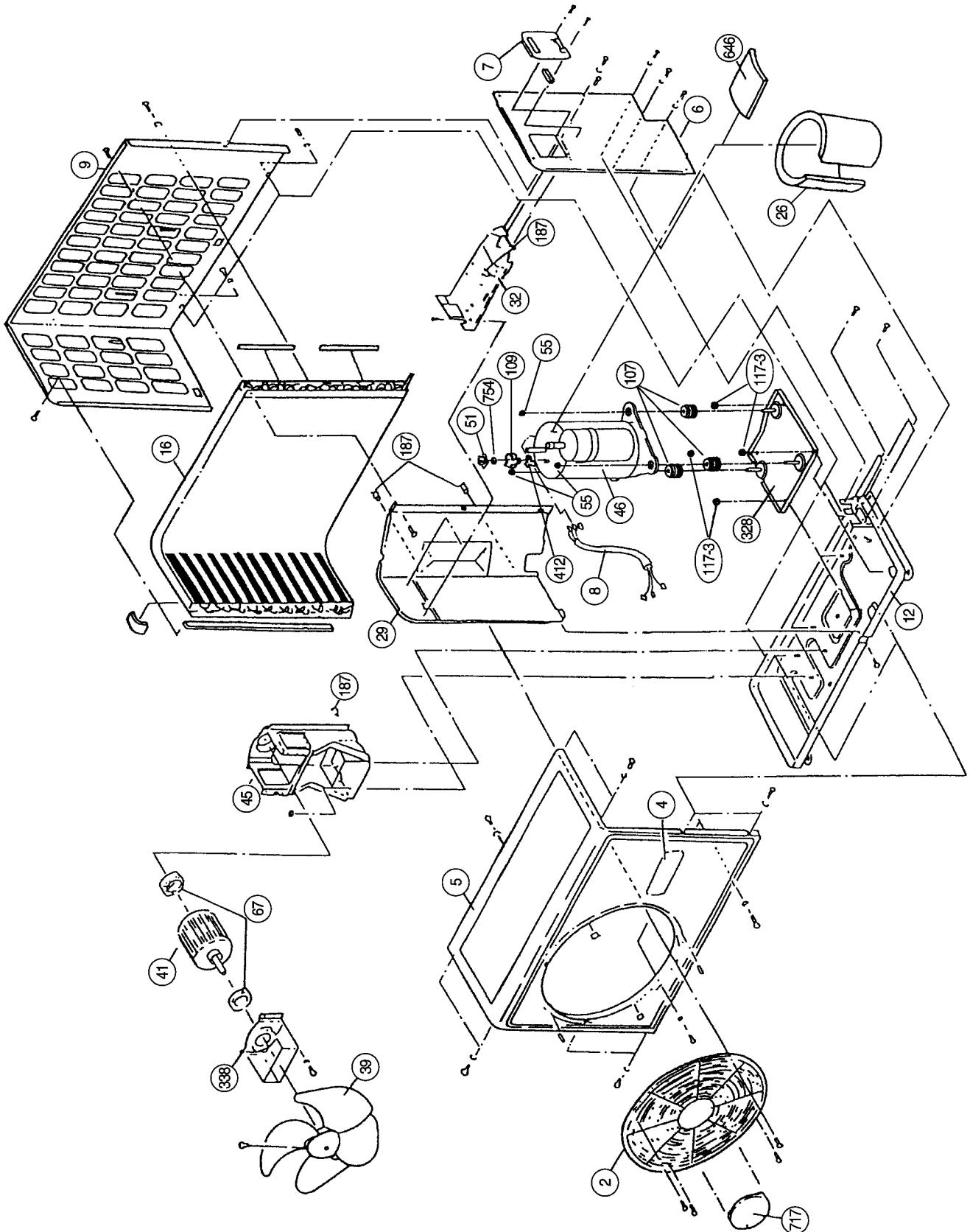
Model : ROW-14HB



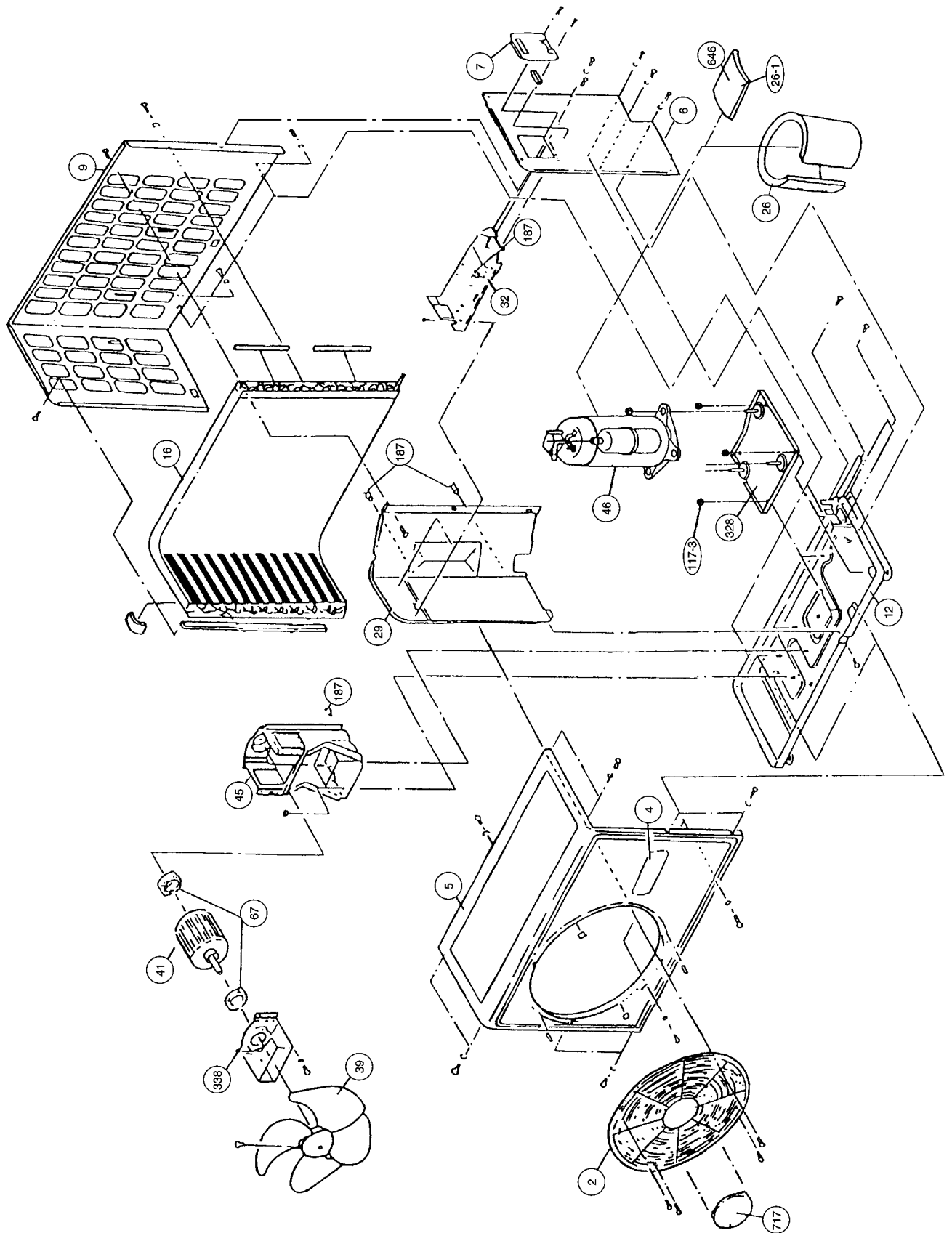
Model : ROW-14HB



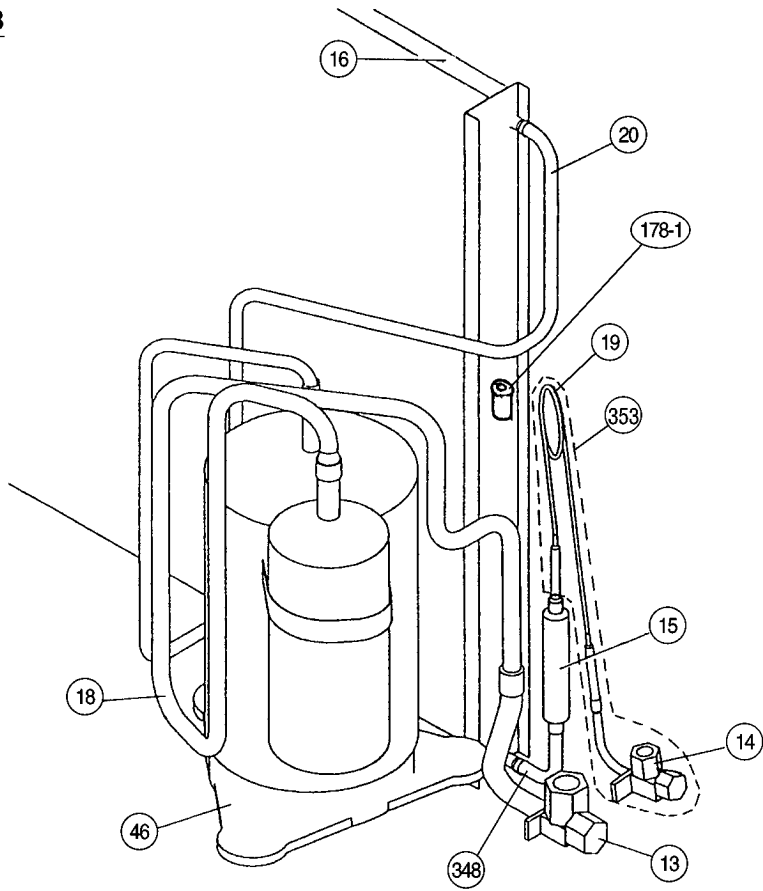
Model : ROW-18CB



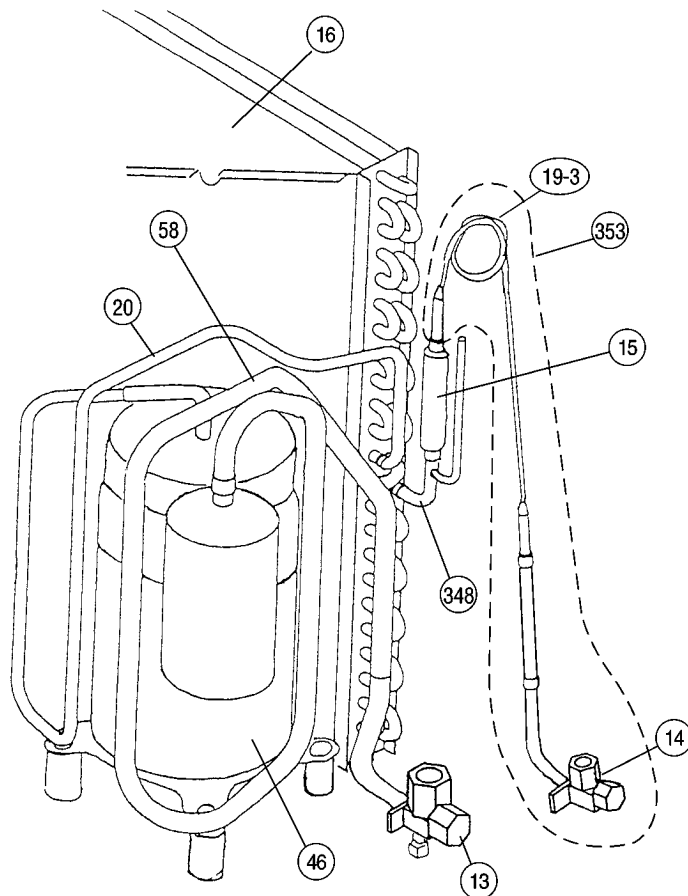
Models : ROW-18HB
ROW-24CB
ROW-24HB



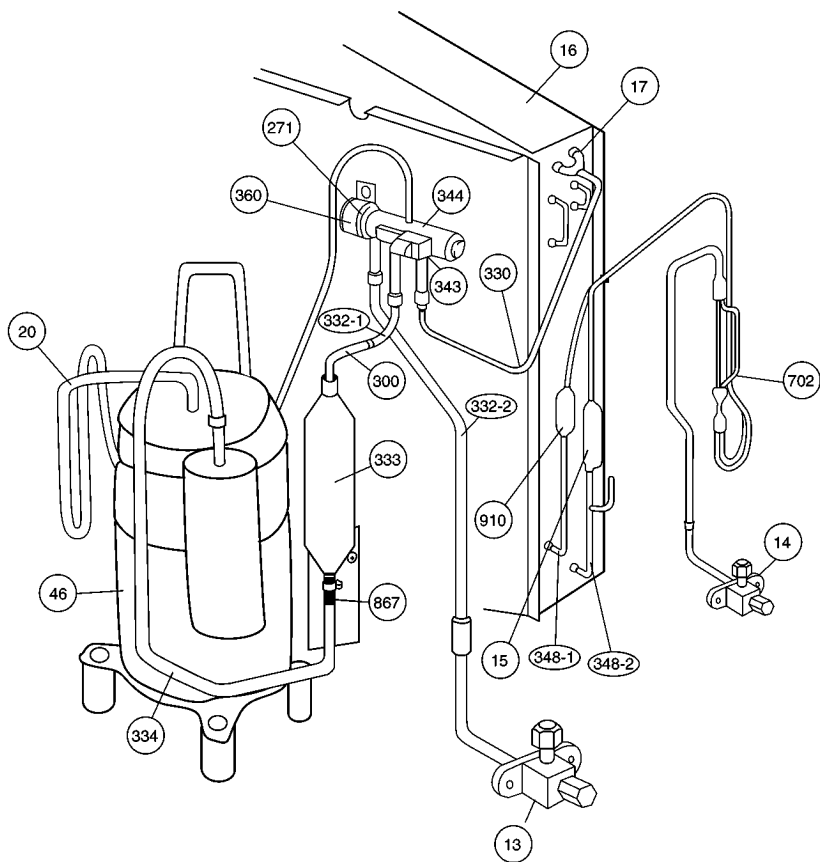
Model : ROW-18CB



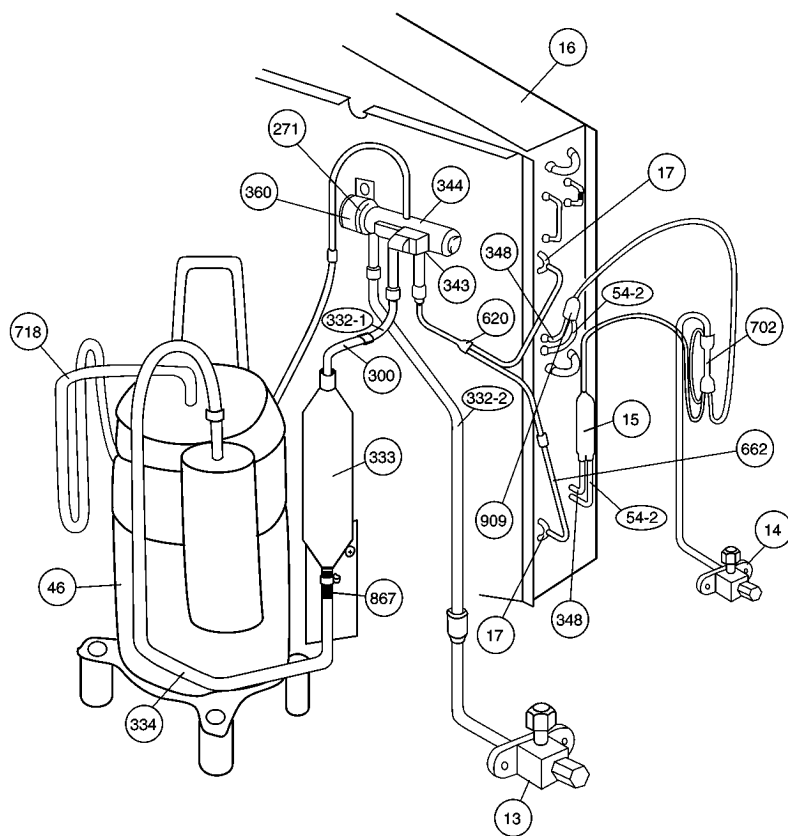
Model : ROW-24CB



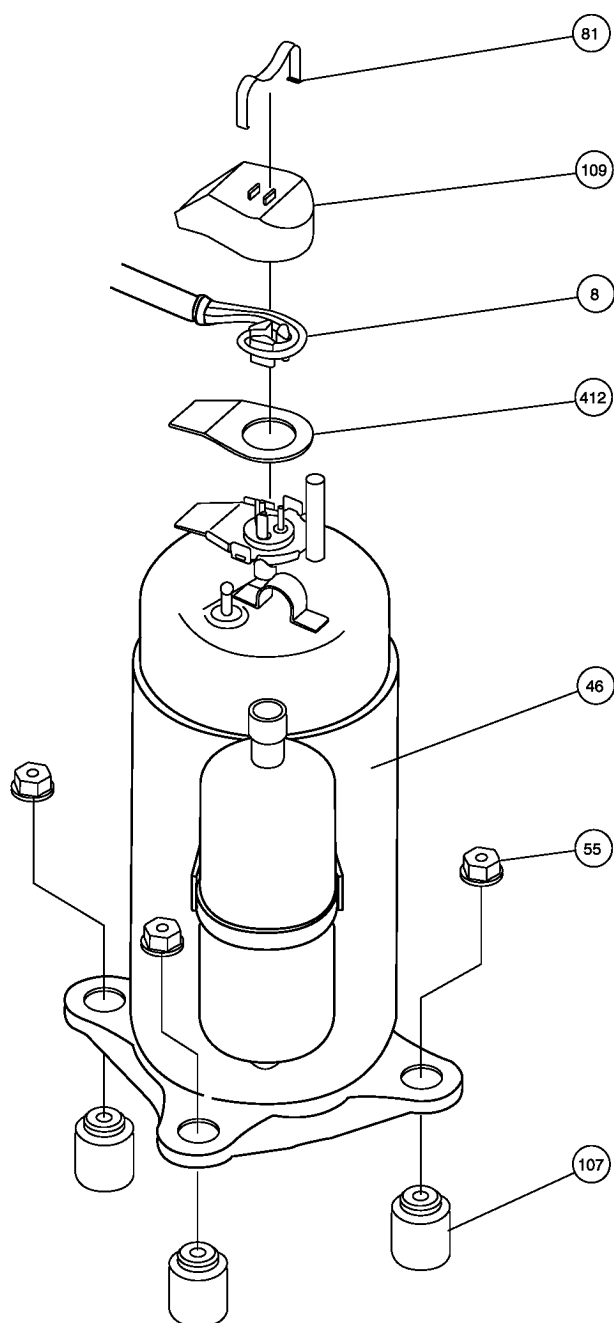
Model : ROW-18HB



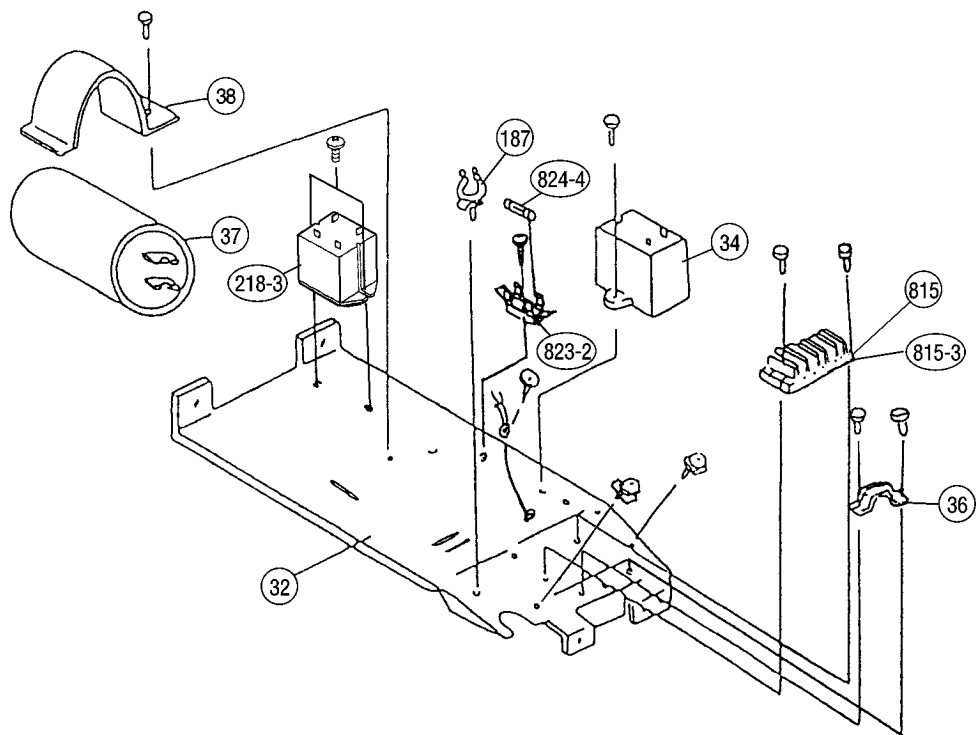
Model : ROW-24HB



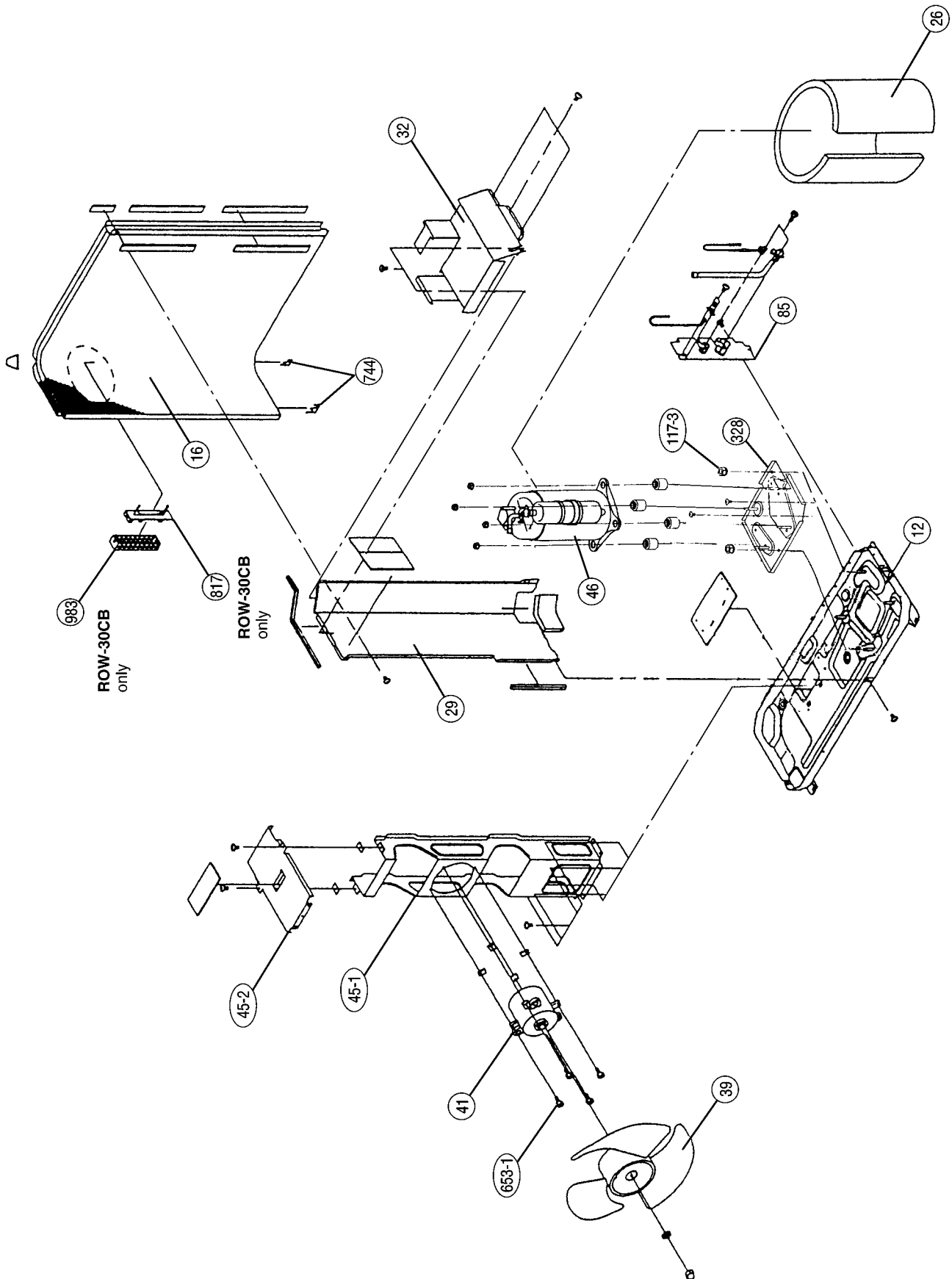
Models : ROW-18HB
ROW-24CB
ROW-24HB



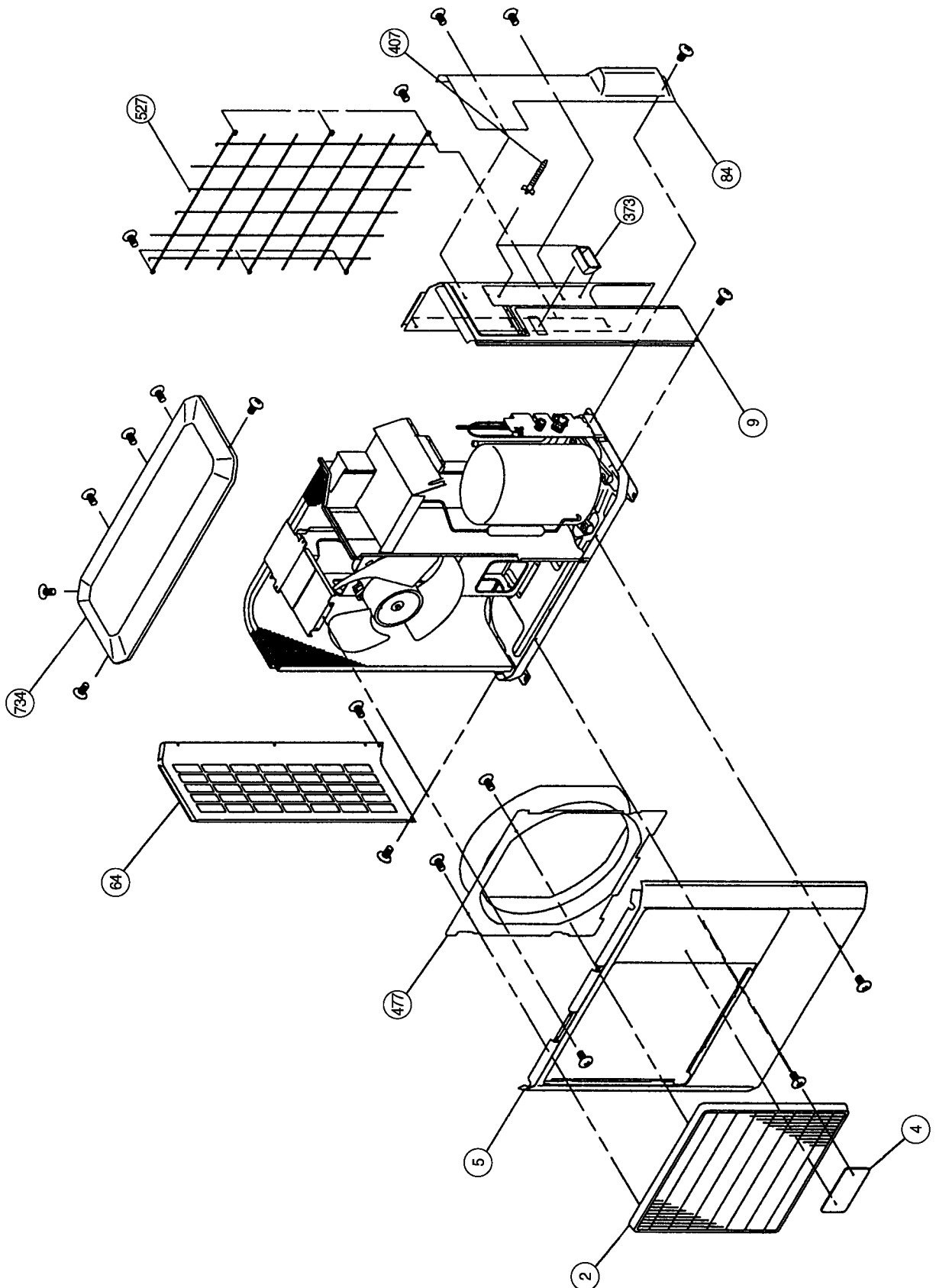
Models : ROW-18CB
ROW-18HB
ROW-24CB
ROW-24HB



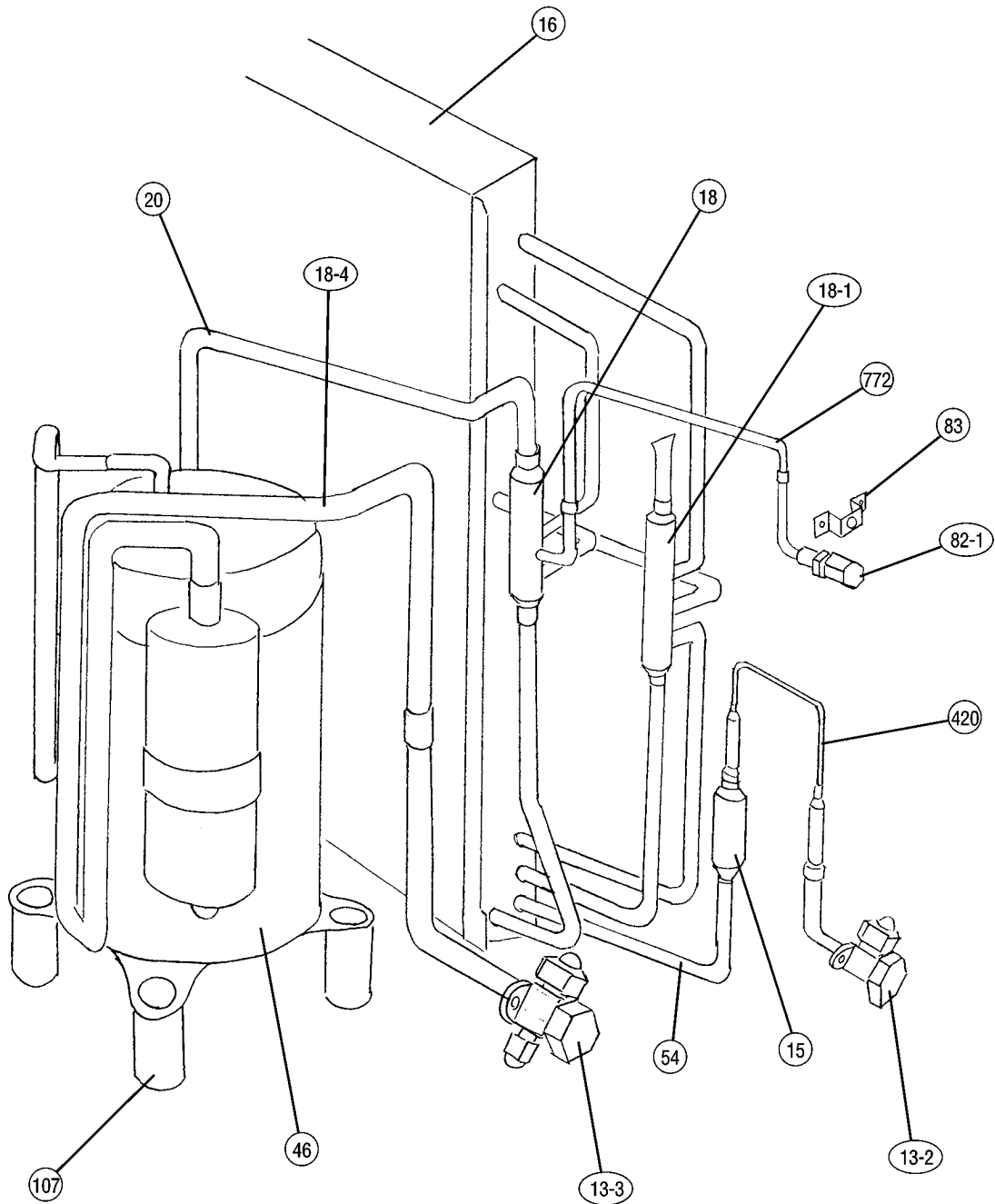
Models : ROW-30CB
ROW-30HB



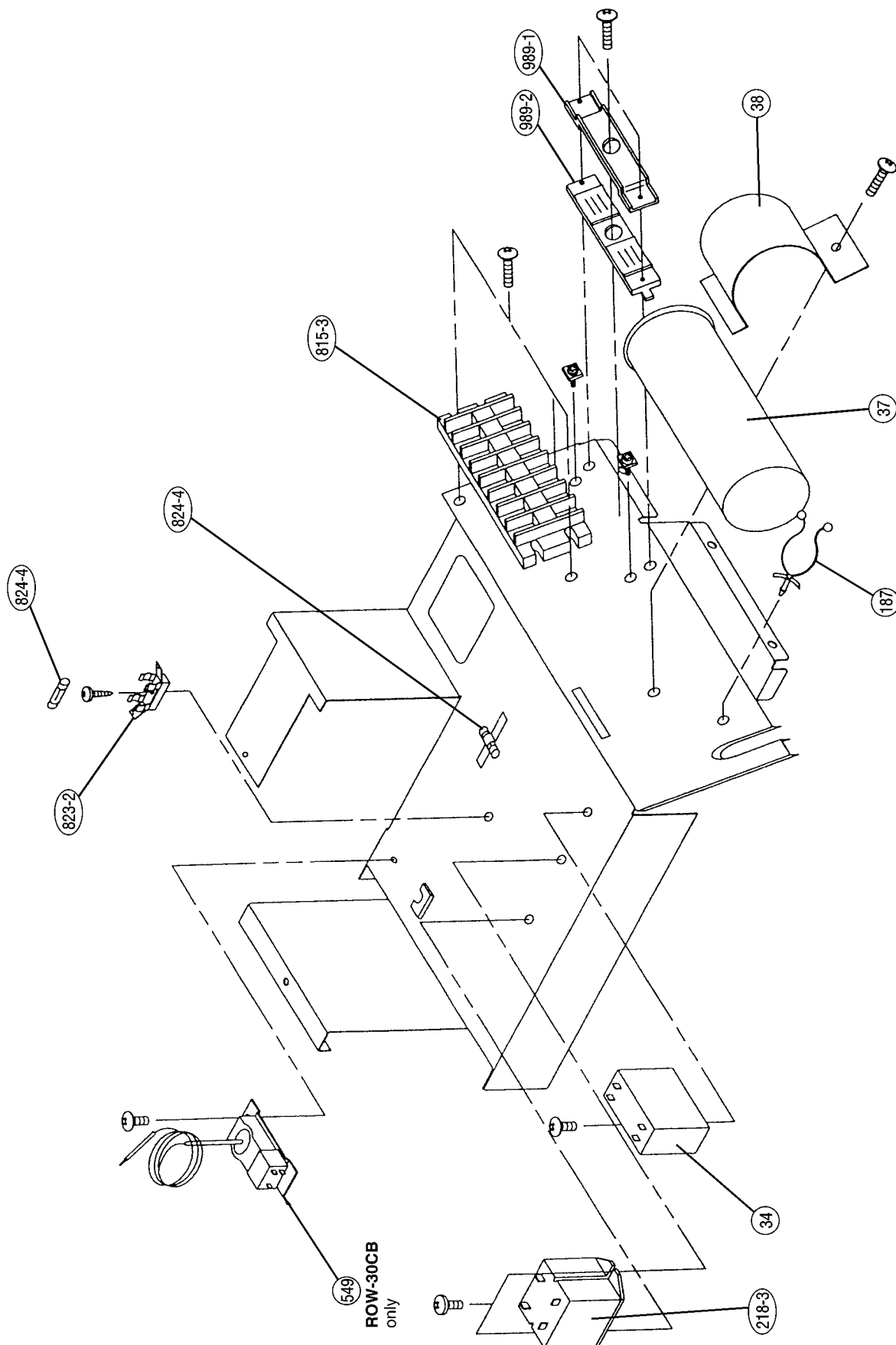
Models : ROW-30CB
ROW-30HB



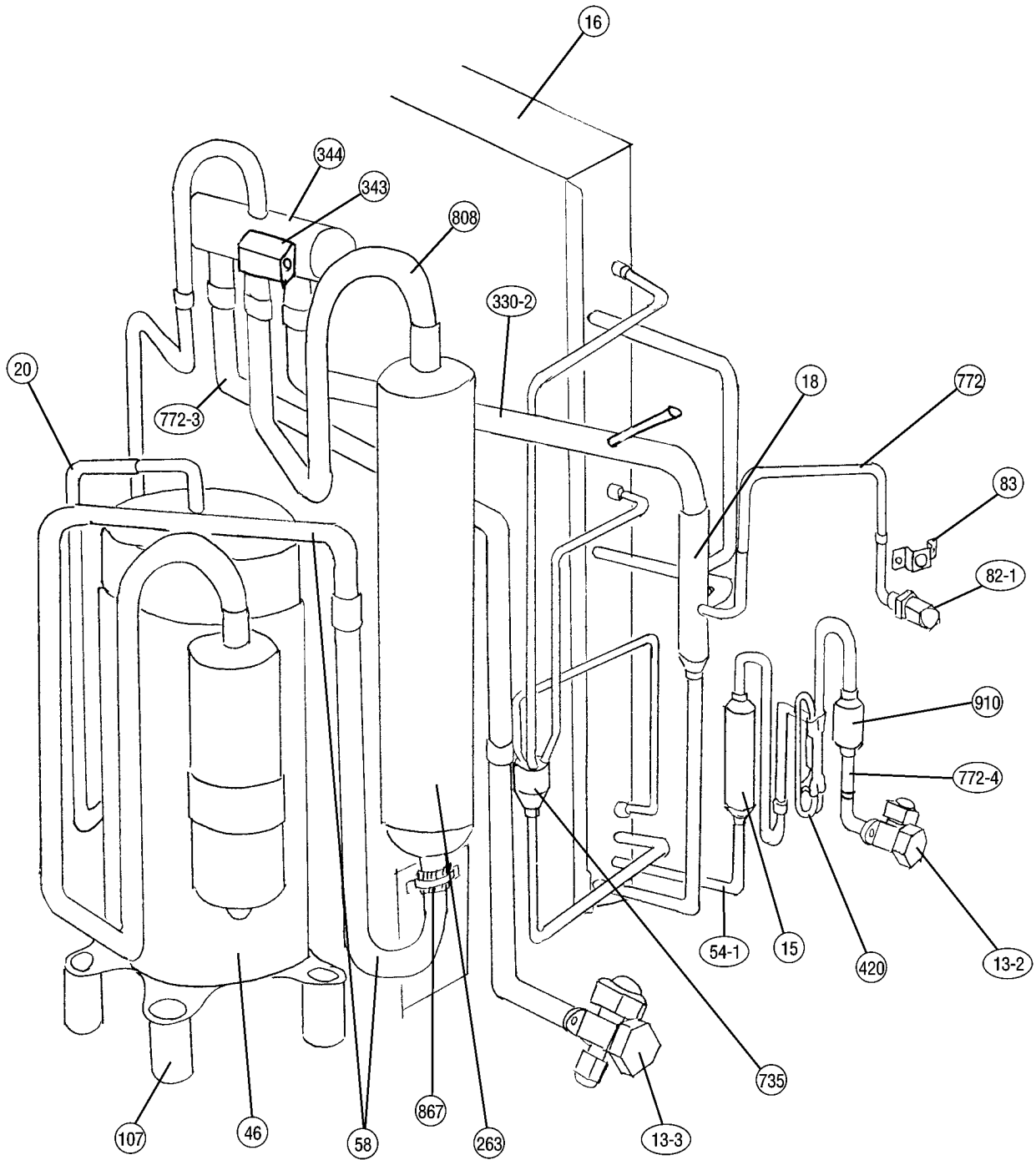
Model : ROW-30CB



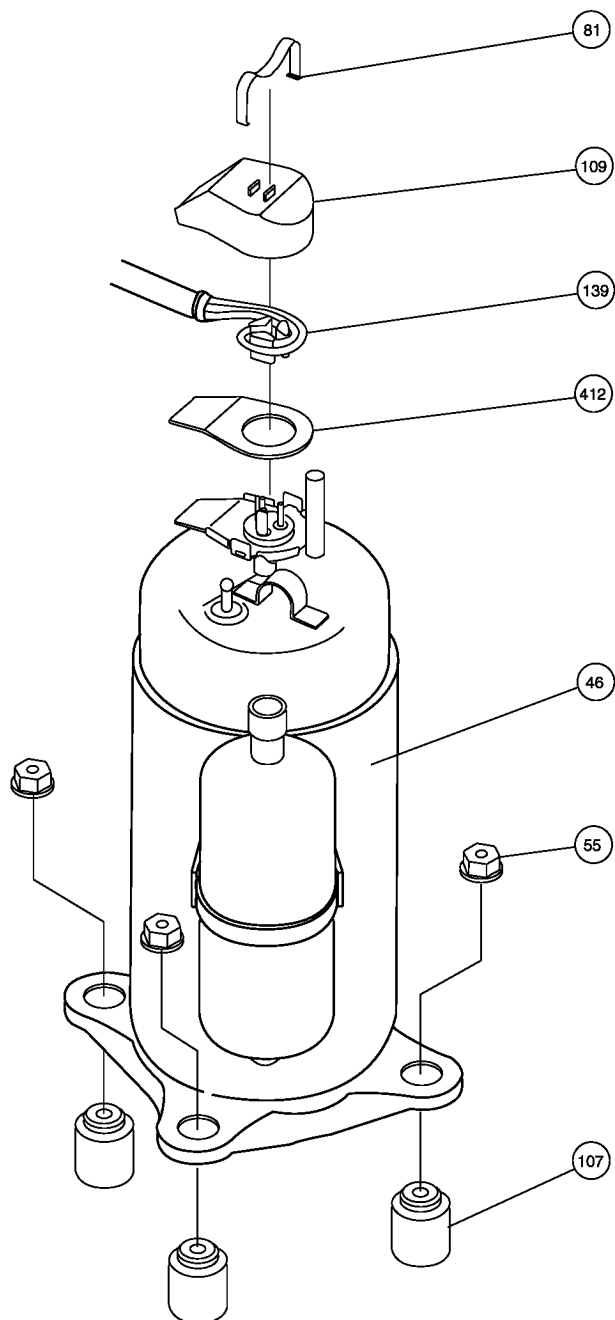
Models : ROW-30CB
ROW-30HB



Model : ROW-30HB



Models : ROW-30CB
ROW-30HB



PARTS LIST

INDOOR UNIT

When you order parts, please make a photocopy of this page and fill the number of the parts in the "Order" column.

Ref. No.	Description	Part No.							Ord.
		RJW-14HB	RJW-18CB	RJW-18HB	RJW-24CB	RJW-24HB	RJW-30CB	RJW-30HB	Q'ty
8-2	Filter Frame	9367681013	9367681013	9367681013	9367681013	9367681013	9367681013	9367681013	
12	Base-B	9368216016	9368216016	9368216016	9368216016	9368216016	9368216016	9368216016	
32	Control Box	9367663002	9367663002	9367663002	9367663002	9367663002	9367663002	9367663002	
45	Bracket (Eva.) Assy	9369317019	9369317019	9369317019	9369317019	9369317019	9369317019	9369317019	
61	Power Cord Assy	9900017026	—	—	—	—	—	—	
62	Fan Motor-Inner	9601385011	9601385011	9601385011	9601385011	9601385011	9601385011	9601385011	
63	Front Cover Assy	9369194030	9369194030	9369194030	9369194030	9369194030	9369194030	9369194030	
63-1	Service Cover Assy	9368837013	9368837013	9368837013	9368837013	9368837013	9368837013	9368837013	
67	Rubber (Motor)	9367676002	9367676002	9367676002	9367676002	9367676002	9367676002	9367676002	
69	Louver	9367706013	9367706013	9367706013	9367706013	9367706013	9367706013	9367706013	
70-1	Hook (Cover)-L	9367675012	9367675012	9367675012	9367675012	9367675012	9367675012	9367675012	
70-2	Hook (Cover)-R	9367674015	9367674015	9367674015	9367674015	9367674015	9367674015	9367674015	
92	Link Arm	9367694006	9367694006	9367694006	9367694006	9367694006	9367694006	9367694006	
93	Filter	9367680016	9367680016	9367680016	9367680016	9367680016	9367680016	9367680016	
108	Base	9367683017	9367683017	9367683017	9367683017	9367683017	9367683017	9367683017	
108-1	Base Assy	9368829018	9368829018	9368829018	9368829018	9368829018	9368829018	9368829018	
108-2	Base-B Sub Assy	9368843014	9368843014	9368843014	9368843014	9368843014	9368843014	9368843014	
109	Terminal CVR	9368022006	9368022006	9368022006	9368022006	9368022006	9368022006	9368022006	
120	Eva. Sub Assy	9368832032	9368832018	9368832018	9368832018	9368832018	9368832025	9368832025	
122	Rub (Bearing) Assy	9368998004	9368998004	9368998004	9368998004	9368998004	9368998004	9368998004	
127	Drain Hose	9367695003	9367695003	9367695003	9367695003	9367695003	9367695003	9367695003	
146	Evaporator Assy	9369223006	9368853006	9368853006	9368853006	9368853006	9369123009	9369123009	
146-1	Evaporator Assy-B	—	—	—	—	—	9369124006	9369124006	
158	Joint Pipe Assy	9369224003	9368871000	9368871000	9368871000	9368871000	9369144004	9369144004	
160	Drain Pan Assy	9368835019	9368835019	9368835019	9368835019	9368835019	9368835019	9368835019	
165	Motor Box	9367718009	9367718009	9367718009	9367718009	9367718009	9367718009	9367718009	
169	Cross Fan Assy	9367708000	9367708000	9367708000	9367708000	9367708000	9367708000	9367708000	
172	Pipe Bracket	9367844005	9367844005	9367844005	9367844005	9367844005	9367844005	9367844005	
172-3	Pipe Holder	9367687008	9367687008	9367687008	9367687008	9367687008	9367687008	9367687008	
174-1	Fixing Plate	9367987009	9367987009	9367987009	9367987009	9367987009	9367987009	9367987009	
184-1	Thermo. Spring-A	313728262708	313728262708	313728262708	313728262708	313728262708	313728262708	313728262708	
199	Stepping Motor	9900020019	9900020019	9900020019	9900020019	9900020019	9900020019	9900020019	
230	Diffusion Sheet	9368006013	9368006013	9368006013	9368006013	9368006013	9368006013	9368006013	
234	Thermistor Assy-Room	9703299148	9703299148	9703299148	9703299148	9703299148	9703299148	9703299148	
235	Thermistor Assy-Pipe	9703297038	9703297038	9703297038	9703297038	9703297038	9703297038	9703297038	
236	Controller PCB Assy	9704360069	9704457028	9704360021	9704457011	9704360014	9704457059	9704360052	
240	Remote Control Unit	9368374037	9368374044	9368374037	9368374044	9368374037	9368374044	9368374037	
253-1	Wire With Connector	9704434012	9704434012	9704434012	9704434012	9704434012	9704434012	9704434012	
253-2	Wire With Connector	9704435019	9704435019	9704435019	9704435019	9704435019	9704435019	9704435019	
253-3	Wire With Connector	9704433015	9704433015	9704433015	9704433015	9704433015	9704433015	9704433015	
320	Upper Flap	9367688012	9367688012	9367688012	9367688012	9367688012	9367688012	9367688012	
321	Lower Flap	9367689019	9367689019	9367689019	9367689019	9367689019	9367689019	9367689019	
329	Coupling Pipe Assy	9368865009	9368865009	9368865009	9368865009	9368865009	9369136009	9369136009	
338	Motor Holder	9367798001	9367798001	9367798001	9367798001	9367798001	9367798001	9367798001	
385	Indicator PCB Assy	9704368010	9704368010	9704368010	9704368010	9704368010	9704368010	9704368010	
407	Motor Link	9367696000	9367696000	9367696000	9367696000	9367696000	9367696000	9367696000	
407-2	Louver Rod	9367698004	9367698004	9367698004	9367698004	9367698004	9367698004	9367698004	
408	Louver Link	9367697007	9367697007	9367697007	9367697007	9367697007	9367697007	9367697007	
408-1	Louver Link-B	9368789008	9368789008	9368789008	9368789008	9368789008	9368789008	9368789008	
425	Earth Plate	9368017002	9368017002	9368017002	9368017002	9368017002	9368017002	9368017002	
428	Screw Cover	9367717019	9367717019	9367717019	9367717019	9367717019	9367717019	9367717019	
435	Louver Spring	9369030000	9369030000	9369030000	9369030000	9369030000	9369030000	9369030000	
514	Control Box Cover	9367664009	9367664009	9367664009	9367664009	9367664009	9367664009	9367664009	
522-1	Gear-A	9367691005	9367691005	9367691005	9367691005	9367691005	9367691005	9367691005	
522-2	Gear-B	9367692002	9367692002	9367692002	9367692002	9367692002	9367692002	9367692002	
557	Spring (Diffuser)	9368824006	9368824006	9368824006	9368824006	9368824006	9368824006	9368824006	
574-1	Eva Support-R	9367684007	9367684007	9367684007	9367684007	9367684007	9367684007	9367684007	
574-2	Eva. Support-L	9367685004	9367685004	9367685004	9367685004	9367685004	9367685004	9367685004	
588	Eva. Holder	—	—	—	—	—	9367711000	9367711000	
588-1	Eva. Holder-B	—	—	—	—	—	9368783006	9368783006	

INDOOR UNIT (Continued)

When you order parts, please make a photocopy of this page and fill the number of the parts in the "Order" column.

Ref. No.	Description	Part No.							Ord. Q'ty
		RJW-14HB	RJW-18CB	RJW-18HB	RJW-24CB	RJW-24HB	RJW-30CB	RJW-30HB	
627	Link	9367693009	9367693009	9367693009	9367693009	9367693009	9367693009	9367693009	
629	EMI Filter	0400056133	0400056133	0400056133	0400056133	0400056133	0400056133	0400056133	
642	Relay (Main)	9353611017	—	—	—	—	—	—	
652-1	Thrm. Holder Pipe	313806262805	313806262805	313806262805	313806262805	313806262805	313806262805	313806262805	
735	Distributor Assy	9368858001	9368858001	9368858001	9368858001	9368858001	9369127007	9369127007	
743	Remote Control Holder	9305642014	9305642014	9305642014	9305642014	9305642014	9305642014	9305642014	
759-1	Intake Cover	9367678013	9367678013	9367678013	9367678013	9367678013	9367678013	9367678013	
764	Drain Cap	9367677009	9367677009	9367677009	9367677009	9367677009	9367677009	9367677009	
815	Terminal	9900016012	—	9900016012	—	9900016012	—	9900016012	
815-1	Terminal-3p	—	9306489090	—	9306489090	—	9306489090	—	
855	Display-F	9367672028	9367672028	9367672028	9367672028	9367672028	9367672028	9367672028	
868	PWB Holder (Display)	9367679003	9367679003	9367679003	9367679003	9367679003	9367679003	9367679003	
875	PCB Assy-Switch	9704370013	9704370013	9704370013	9704370013	9704370013	9704370013	9704370013	
945	Wire Holder	9368016005	9368016005	9368016005	9368016005	9368016005	9368016005	9368016005	
960	Diffuser Assy	9368840013	9368840013	9368840013	9368840013	9368840013	9368840013	9368840013	
963	Fanguard	9368015008	9368015008	9368015008	9368015008	9368015008	9368015008	9368015008	
963-1	Fanguard Holder	9367707003	9367707003	9367707003	9367707003	9367707003	9367707003	9367707003	
973	Gear Box	9367690008	9367690008	9367690008	9367690008	9367690008	9367690008	9367690008	
982-1	Cord Clamp	9357864006	—	—	—	—	—	—	
998	Bypass Pipe-A	9368857004	9368857004	9368857004	9368857004	9368857004	—	—	
999	Bypass Pipe-B	9368917005	9368917005	9368917005	9368917005	9368917005	—	—	

ROW-14HB, ROW-18CB
 ROW-18HB, ROW-24CB
 ROW-24HB, ROW-30CB
 ROW-30HB

OUTDOOR UNIT

When you order parts, please make a photocopy of this page and fill the number of the parts in the "Order" column.

Ref. No.	Description	Part No.							Ord.
		ROW-14HB	ROW-18CB	ROW-18HB	ROW-24CB	ROW-24HB	ROW-30CB	ROW-30HB	Q'ty
2	Fan Cover	9304109006	9350214020	9350214020	9350214020	9350214020	—	—	
2	Fan Cover (Guard)	—	—	—	—	—	9359808015	9359808015	
4	Emblem-Rear "FUJI ELECTRIC"	9361328006	9361328006	9361328006	9361328006	9361328006	9361328006	9361328006	
5	Cabinet, Painted	9302936017	—	—	—	—	—	—	
5	Cabinet-A, Painted	—	9303876015	9303876015	9303876015	9303876015	9359797029	9359797029	
6	Cabinet-C, Painted	—	9353549013	9353549013	9353549013	9353549013	—	—	
7	Connector Cover	9357970004	9358011010	9358011010	9358011010	9358011010	—	—	
8	Shield Tube Assy-D	—	—	9359904052	9359904052	9359904052	—	—	
8	Wire Assy (Shield)-D	—	9359904076	—	—	—	—	—	
9	Cabinet, Rear Panel	9303744017	—	—	—	—	—	—	
9	Cabinet-B, Painted	—	9303874011	9303874011	9303874011	9303874011	9359798026	9359798026	
12	Base Assy, Painted	9354493032	9353452054	9353452054	9353452061	9353452061	9359813019	9359813019	
13	3-Way Valve	9368971007	9364523002	9364523002	9364523002	9364523002	—	—	
13-2	Packed Valve (3/8)	—	—	—	—	—	9360150004	9360150004	
13-3	3-Way Valve (5/8)	—	—	—	—	—	9360157003	9360157003	
14	2-Way Valve	9368970000	—	—	—	—	—	—	
14	2-Way Valve Assy	—	9365021002	9365021002	9365021002	9365021002	—	—	
15	Dryer Assy	313523082505	—	—	—	—	—	—	
15	Dryer	—	9368111014	9368111014	9368111014	9368117016	9368111014	9368111014	
16	Condenser Assy	9369236013	9353455055	9353455048	9356015010	9369005015	9360280015	9360280015	
17	U-Pipe (Y)	—	—	313728127102	—	9305523009	—	—	
18	Entrance Pipe	9364827001	—	—	—	—	—	—	
18	Suction Pipe	—	9369000003	—	—	—	—	—	
18	Inlet Pipe (Condenser)	—	—	—	—	—	9369048005	9369068003	
18-1	Outlet Pipe (Condenser)	—	—	—	—	—	9369054006	—	
18-4	Suction Pipe	—	—	—	—	—	9369046001	—	
19	Capillary Tube	—	9364270005	—	—	—	9369663008	—	
19-3	Capillary (Cool)	—	—	—	9364327006	—	—	—	
20	Exit Pipe	9364826004	—	—	—	—	—	—	
20	Discharge Pipe	—	—	9367136001	9368491000	—	9369047008	9369067006	
20	Discharge Pipe Assy	—	9368999001	—	—	—	—	—	
26	Compressor Cover-A	—	9363020007	9367296002	9368504007	9367134007	—	—	
26	Comp. Cover	—	—	—	—	—	9369093005	9369093005	
26-1	Compressor Cover-B	—	—	—	9368505004	—	—	—	
29	Separate Wall	—	313986033213	313986033213	313986033213	313986033213	9359804017	9359804017	
32	Control Box Metal-A	—	—	9365672020	—	9365672020	9359839019	9359839019	
32-1	Control Box Metal-A	—	9365672013	—	9365672013	—	—	—	
32-2	Control Box Metal-A	9351338010	—	—	—	—	—	—	
34	Capacitor (Fan Motor)	9700468080	9357965017	9357965024	9357965017	9357965024	9357965024	9357965024	
36	Cord Holder Metal	—	9356934007	9356934007	9356934007	9356934007	—	—	
37	Running Capacitor	9306512095	9704436023	9703107122	9703107153	9703107153	9703107023	9703107023	
38	Capacitor Clamp Metal	313468061808	—	—	—	—	—	—	
38	Capacitor Clamp	—	9351770013	9351770013	9351770013	9351770013	9360610010	9360610010	
39	Propeller Fan Assy	9351589011	9300855013	9300855013	9300855013	9300855013	—	—	
39	Propeller Fan	—	—	—	—	—	9359837015	9359837015	
41	Fan Motor Assy-Out	9601113010	9600738023	9600738047	9600738023	9600738047	9600832011	9600832011	
42	Bracket (Motor)	313166243804	—	—	—	—	—	—	
45	Motor Fixing Table Assy	—	313029311100	313029311100	313029311100	313029311100	—	—	
45-1	Motor Bracket	—	—	—	—	—	9359801016	9359801016	
45-2	Motor Bracket-Top	—	—	—	—	—	9359803010	9359803010	
46	Compressor Assy	—	9368175009	9366777007	9367112005	9367112005	9368913007	9368913007	
51	Special Nut M5	—	9300301015	—	—	—	—	—	
54	Condensing Pipe	—	—	—	—	—	9369061004	—	
54-1	Condensing Pipe-A	—	—	—	—	—	—	9369085000	
54-2	Outlet Pipe-B	—	—	—	—	9365391068	—	—	
55	Special Nut M8	9355091008	9355091008	9355091008	9355091008	9355091008	9355091008	9355091008	
58	Suction Pipe Assy	—	—	—	9368492007	—	—	9369064005	
62	Wire Assy (Shield)-A	9357158013	—	—	—	—	—	—	
64	Cabinet Left, Painted	—	—	—	—	—	9359840022	9359840022	
67	Rubber (Vibration Proof)	—	313659068604	313659068604	313659068604	313659068604	—	—	

OUTDOOR UNIT (Continued)

When you order parts, please make a photocopy of this page and fill the number of the parts in the "Order" column.

Ref. No.	Description	Part No.							Ord.
		ROW-14HB	ROW-18CB	ROW-18HB	ROW-24CB	ROW-24HB	ROW-30CB	ROW-30HB	Q'ty
81	Strap	—	9362371001	9362371001	9362371001	9362371001	9362371001	9362371001	—
82-1	Check Joint	—	—	—	—	—	9360162007	9360162007	—
83	Check Joint Bracket	—	—	—	—	—	9359807018	9359807018	—
84	Valve Cover	—	—	—	—	—	9359817017	9359817017	—
85	Valve Fixing Plate	—	—	—	—	—	9359806011	9359806011	—
98	Fan Ring	313166296109	—	—	—	—	—	—	—
105	Compressor Assy	9364723006	—	—	—	—	—	—	—
107	Rubber Seat-A	9359425014	9351049010	—	—	—	—	—	—
107	Rubber Mount	—	—	9362368001	9362368001	9362368001	9362368001	9362368001	—
109	Terminal Cover	9364724003	9351048013	9362369008	9362369008	9362369008	9362369008	9362369008	—
117-3	Hex. Nut w/Sp. Washer	—	301721180114	301721180114	301721180114	301721180114	301721180114	301721180114	—
138	Separate Wall Assy	9303729014	—	—	—	—	—	—	—
139	Wire Assy (Compressor)	—	—	—	—	—	9369094002	9369094002	—
178-1	Capillary Holder	—	313414274807	—	—	—	—	—	—
187	Clamp No. 1219	—	313361271706	313361271706	313361271706	313361271706	313361271706	313361271706	—
218-3	Power Relay	—	9900074012	9900074012	9900074012	9900074012	9900074012	9900074012	—
259	Muffler	313505083900	—	—	—	—	—	—	—
263	Accumulator	—	—	—	—	—	—	9385005006	—
271	4-Way Valve Rubber	—	—	313728251908	—	313728251908	—	—	—
300	Suction Pipe-C	—	—	9367138005	—	9367125005	—	—	—
328	Comp Plate Assy	—	9363049015	9367128020	9367128037	9367128013	9362273015	9362273046	—
329	Coupling Pipe Assy	9352375002	—	—	—	—	—	—	—
330	Inlet Pipe-A Assy	—	—	9366859017	—	—	—	—	—
330-2	Inlet Pipe (Condenser)-B Assy	—	—	—	—	—	—	9369074004	—
332-1	Suction Pipe-D	—	—	9367135004	—	9367126002	—	—	—
332-2	Suction Pipe-E	—	—	9369004001	—	9369004001	—	—	—
333	Accumulator	—	—	9350363018	—	313986117201	—	—	—
334	Suction Pipe-B	—	—	9367137008	—	9367124008	—	—	—
338	Motor Fixture	—	313029297108	313029297108	313029297108	313029297108	—	—	—
343	Solenoid	9704061034	—	—	—	—	—	—	—
343	Solenoid Coil	—	—	9359616092	—	9359616092	—	9900003029	—
344	4-Way Valve	9307556012	—	313943302804	—	9300604017	—	9307556012	—
348	Outlet Pipe (Cond) Assy	—	—	—	9363041019	—	—	—	—
348	Outlet Pipe (Cond)-A	—	—	—	—	9365391051	—	—	—
348	Outlet Pipe	—	9364266008	—	—	—	—	—	—
348-1	Outlet Pipe-B	—	—	9365391020	—	—	—	—	—
348-2	Outlet Pipe-A	—	—	9365391075	—	—	—	—	—
353	Valve-A Assy	—	9364268002	—	9364325002	—	—	—	—
360	4-Way Valve Band	—	—	313986251802	—	313986251802	—	—	—
373	Grip	313166178700	—	—	—	—	9352157004	9352157004	—
407	Clamp (Cable) No. 1259	—	—	—	—	—	313739340109	313739340109	—
409	Special Nut	9359430018	—	—	—	—	—	—	—
412	Terminal Gasket	9364725000	9351051013	9362370004	9362370004	9362370004	9362370004	9362370004	—
420	Capillary Assy	9369092008	—	—	—	—	9369062001	9369095009	—
423	Noise Insulation-F (Comp.)	9350944019	—	—	—	—	—	—	—
477	Bell-Mouth	—	—	—	—	—	9359809012	9359809012	—
527	Protection Net	9355444002	—	—	—	—	9359844013	9359844013	—
549	Thermostat-Outdoor	—	—	—	—	—	9352553004	—	—
620	Inlet Pipe Assy	—	—	—	—	9367298006	—	—	—
635	Terminal Washer	9359428015	—	—	—	—	—	—	—
646	Compressor Cover-B	—	9363021004	313986355101	—	9367293001	—	—	—
653-1	Bolt (Fan Motor Fixing)	—	—	—	—	—	0700156014	0700156014	—
662	Inlet Pipe-D	—	—	—	—	9367301003	—	—	—
702	Restrictor Valve Assy	—	—	9365392058	—	9365392065	—	—	—
717	Center Plate	—	9351253011	9351253011	9351253011	9351253011	—	—	—
718	Discharge Pipe-C	—	—	—	—	9367123001	—	—	—
734	Cabinet Top Plate Panel	9302937014	—	—	—	—	9359799023	9359799023	—
735	Distributor Assy	—	—	—	—	—	—	9369076008	—
737	Suction Pipe-A	9352384004	—	—	—	—	—	—	—
744	Clamp (Condenser)	313166374106	—	—	—	—	313166374106	313166374106	—

ROW-14HB, ROW-18CB
 ROW-18HB, ROW-24CB
 ROW-24HB, ROW-30CB
 ROW-30HB

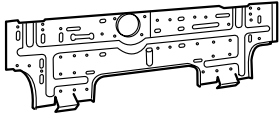
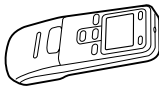

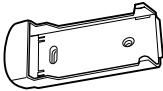
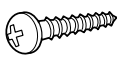

OUTDOOR UNIT (Continued)

When you order parts, please make a photocopy of this page and fill the number of the parts in the "Order" column.




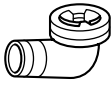

Ref. No.	Description	Part No.							Ord. Q'ty
		ROW-14HB	ROW-18CB	ROW-18HB	ROW-24CB	ROW-24HB	ROW-30CB	ROW-30HB	
745	Motor Support	313166036308	—	—	—	—	—	—	—
754	Terminal Gasket Washer	—	9351053017	—	—	—	—	—	—
772	Joint Pipe-A	—	—	—	—	—	9369060007	9369084003	—
772-3	Joint Pipe (Valve)	—	—	—	—	—	—	9369082009	—
772-4	Joint Pipe (Valve)-B	—	—	—	—	—	—	9369083006	—
808	Inlet Pipe (Accumulator)	—	—	—	—	—	—	9369081002	—
815	Terminal-4p	9358660041	—	—	—	—	—	—	—
815	Terminal-5p	—	9356497021	—	9356497021	—	—	—	—
815-3	Terminal-8p	—	—	9358660119	—	9358660119	9358660119	9358660119	—
817	Thermostat Fixture	—	—	—	—	—	9352164019	—	—
823-2	Fuse Holder	—	0500063024	0500063024	0500063024	0500063024	0500063024	0500063024	—
824-4	Fuse	—	0600222529	0600222529	0600222529	0600222529	0600222529	0600222529	—
826	Cond Pipe-B Assy	9369089008	—	—	—	—	—	—	—
867	Accumulator Holder Rubber	—	—	9354022027	—	9354022010	—	9354022010	—
909	Strainer-A	—	—	—	—	9365112014	—	—	—
910	Strainer-B	—	—	9365099018	—	—	—	9365099018	—
982-1	Cord Clamp	9356857009	—	—	—	—	—	—	—
982-2	Cord Clamp-B	9356858006	—	—	—	—	—	—	—
983	Thermostat Cover	—	—	—	—	—	9358274002	—	—
987	Insulation Sheet	9358372005	—	—	—	—	—	—	—
989-1	Cord Clamp-A	—	—	—	—	—	9359822011	9359822011	—
989-2	Cord Clamp-B	—	—	—	—	—	9359823018	9359823018	—

STANDARD ACCESSORIES


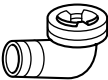

INDOOR UNIT ACCESSORIES

Name and Shape	Part No.
Wall hook bracket 	9367987009
Remote control unit 	18C, 24C, 30C model 9368374044 (AR-HG4) 14H, 18H, 24H, 30H model 9368374037 (AR-HG3)
Battery (penlight) 	0600185534
Remote control unit holder 	9305642012
Tapping screw (big) (ø4 x 20) 	301141164200
Tapping screw (small) (ø3 x 12) 	301141533125





OUTDOOR UNIT ACCESSORIES (30,000 BTU model)

Name and Shape	Part No.
Hexagon wrench 	9351228019
Cable clip 	313739340109
Tapping screw 	301463040100
Drain pipe 	9303029015 [Heat & cool model (Reverse cycle) only]
Drain cap 	313166024302 [Heat & cool model (Reverse cycle) only]

OUTDOOR UNIT ACCESSORIES (14,000 BTU model)

Name and Shape	Part No.
Hexagon wrench 	9351228019
Drain pipe 	9303029015 [Heat & cool model (Reverse cycle) only]
Drain cap 	313166024302 [Heat & cool model (Reverse cycle) only]

OUTDOOR UNIT ACCESSORIES (18,000 • 24,000BTU model)

Name and Shape	Part No.
Hexagon wrench 	9351228019
Drain pipe 	313728031005 [Heat & cool model (Reverse cycle) only]
Flexible tube 	313013042915 [Heat & cool model (Reverse cycle) only]
Drain cap 	313166024302 [Heat & cool model (Reverse cycle) only]



MANUFACTURER :

Fuji Denki Sosetsu Co., Ltd.

Tokyo, Japan

0205J2013

May 2002 Printed in Japan



Большая библиотека технической документации

<https://splitsystema48.ru/instrukcii-po-ekspluatácii-kondicionerov.html>

каталоги, инструкции, сервисные мануалы, схемы.